




		MOSCHIP TECHNOLOGIES LIMITED								
Date of the AGM/EGM		05-07-2024								
Total number of shareholders on record date		170364								
No. of shareholders present in the meeting either in person or										
Promoters and Promoter Group:		Not Applicable								
Public:		Not Applicable								
No. of Shareholders attended the meeting through Video										
Promoters and Promoter Group:		1								
Public:		35								
Resolution No.		1								
Resolution required: (Ordinary/ Special)		SPECIAL - Reappointment of Mrs. Madhurika Nalluri Venkat (DIN 07147974) as an Independent Director of the Company for the second term of 05 years.								
Whether promoter/ promoter group are interested in the		No								
Category	Mode of Voting	No. of shares held (1)	No. of votes polled (2)	% of Votes Polled on outstanding shares (3)=[(2)/(1)]* 100	No. of Votes – in favour (4)	No. of Votes – against (5)	% of Votes in favour on votes polled (6)=[(4)/(2)]*100	% of Votes against on votes polled (7)=[(5)/(2)]*100	Votes Invalid	Votes Abstained
Promoter and Promoter Group	E-Voting	8,81,99,128	8,79,93,230	99.7666	8,79,93,230	0	100.0000	0.0000	0	0
	Poll		0	0.0000	0	0	0.0000	0.0000	0	0
	Postal Ballot (if applicable)		0	0.0000	0	0	0.0000	0.0000	0	0
	Total		8,79,93,230	99.7666	8,79,93,230	0	100.0000	0.0000	0	0
Public- Institutions	E-Voting	83,11,494	0	0.0000	0	0	0.0000	0.0000	0	0
	Poll		0	0.0000	0	0	0.0000	0.0000	0	0
	Postal Ballot (if applicable)		0	0.0000	0	0	0.0000	0.0000	0	0
	Total		0	0	0	0	0.0000	0.0000	0	0
Public- Non Institutions	E-Voting	9,20,37,110	75,19,302	8.1699	74,79,264	40,038	99.4675	0.5324	0	5,676
	Poll		21,831	0.0237	21,818	13	99.9404	0.0595	0	0
	Postal Ballot (if applicable)		0	0.0000	0	0	0.0000	0.0000	0	0
	Total		75,41,133	8.1936	75,01,082	40,051	99.4689	0.5311	0	5676
Total		18,85,47,732	9,55,34,363	50.6685	9,54,94,312	40,051	99.9581	0.0419	0	5676

Resolution No.	2									
Resolution required:	SPECIAL - Approval for MosChip Employees Stock Option Plan 2024 for employees of the Company.									
Whether promoter/ promoter group are interested in the	No									
Category	Mode of Voting	No. of shares held (1)	No. of votes polled (2)	% of Votes Polled on outstanding shares (3)=[(2)/(1)]* 100	No. of Votes – in favour (4)	No. of Votes – against (5)	% of Votes in favour on votes polled (6)=[(4)/(2)]*100	% of Votes against on votes polled (7)=[(5)/(2)]*100	Votes Invalid	Votes Abstained
Promoter and Promoter Group	E-Voting	8,81,99,128	8,79,93,230	99.7666	8,79,93,230	0	100.0000	0.0000	0	0
	Poll		0	0.0000	0	0	0.0000	0.0000	0	0
	Postal Ballot (if applicable)		0	0.0000	0	0	0.0000	0.0000	0	0
	Total		8,79,93,230	99.7666	8,79,93,230	0	100.0000	0.0000	0	0
Public- Institutions	E-Voting	83,11,494	0	0.0000	0	0	0.0000	0.0000	0	0
	Poll		0	0.0000	0	0	0.0000	0.0000	0	0
	Postal Ballot (if applicable)		0	0.0000	0	0	0.0000	0.0000	0	0
	Total		0	0	0	0	0.0000	0.0000	0	0
Public- Non Institutions	E-Voting	9,20,37,110	75,20,374	8.1710	74,76,772	43,602	99.4202	0.5797	0	4,584
	Poll		21,831	0.0237	21,818	13	99.9404	0.0595	0	0
	Postal Ballot (if applicable)		0	0.0000	0	0	0.0000	0.0000	0	0
	Total		75,42,205	8.1947	74,98,590	43,615	99.4217	0.5783	0	4584
Total	18,85,47,732	9,55,35,435	50.6691	9,54,91,820	43,615	99.9543	0.0457	0	4584	

Resolution No.	3									
(Ordinary/ Special)	SPECIAL - Approval for extending MosChip Employees Stock Option Plan 2024 For employees of the Subsidiaries of the Company.									
Whether promoter/ promoter group are interested in the	No									
Category	Mode of Voting	No. of shares held (1)	No. of votes polled (2)	% of Votes Polled on outstanding shares (3)=[(2)/(1)]* 100	No. of Votes – in favour (4)	No. of Votes – against (5)	% of Votes in favour on votes polled (6)=[(4)/(2)]*100	% of Votes against on votes polled (7)=[(5)/(2)]*100	Votes Invalid	Votes Abstained
	E-Voting		8,79,93,230	99.7666	8,79,93,230	0	100.0000	0.0000	0	0

Promoter and Promoter Group	Poll	8,81,99,128	0	0.0000	0	0	0.0000	0.0000	0	0
	Postal Ballot (if applicable)		0	0.0000	0	0	0.0000	0.0000	0	0
	Total		8,79,93,230	99.7666	8,79,93,230	0	100.0000	0.0000	0	0
Public- Institutions	E-Voting	83,11,494	0	0.0000	0	0	0.0000	0.0000	0	0
	Poll		0	0.0000	0	0	0.0000	0.0000	0	0
	Postal Ballot (if applicable)		0	0.0000	0	0	0.0000	0.0000	0	0
	Total		0	0	0	0	0.0000	0.0000	0	0
Public- Non Institutions	E-Voting	9,20,37,110	75,19,966	8.1706	74,76,150	43,816	99.4173	0.5826	0	5,012
	Poll		21,831	0.0237	21,818	13	99.9404	0.0595	0	0
	Postal Ballot (if applicable)		0	0.0000	0	0	0.0000	0.0000	0	0
	Total		75,41,797	8.1943	74,97,968	43,829	99.4189	0.5811	0	5012
	Total	18,85,47,732	9,55,35,027	50.6689	9,54,91,198	43,829	99.9541	0.0459	0	5012