

Introductory sub-table (I)(a)

Name of the Company: MOSCHIP SEMICONDUCTOR TECHNOLOGY LIMITED

Script Code, Name of the scrip, class of security: 532407/MOSCHIPSEMI/EQUITY

Quarter ended: 31 DECEMBER 2014

Partly paid-up shares:-	No. of partly paid-up shares	As a % of total no. of partly paid-up shares	As a % of total no. of shares of the company
-------------------------	------------------------------	--	--

Held by promoter/promoter group	0	0	0
Held by public	0	0	0
Total - D	0	0	0

Outstanding convertible securities: No. of outstanding securities	No. of outstanding securities	As a % of total no. of outstanding convertible securities	As a % of total no. of shares of the company, assuming full conversion of the convertible securities
---	-------------------------------	---	--

Held by promoter/promoter group	0	0	0
Held by public	0	0	0
Total - E	0	0	0


Warrants:-	No. of warrants	As a % of total no. of warrants	As a % of total no. of shares of the company, assuming full conversion of warrants
------------	-----------------	---------------------------------	--

Held by promoter/promoter group	0	0	0
Held by public	0	0	0
Total - F	0	0	0

Total paid-up capital of the company, assuming full conversion of warrants and convertible securities
46035517

For MOSCHIP SEMICONDUCTOR TECHNOLOGY LTD.


MANAGING DIRECTOR



Statement Showing Shareholding Pattern

Table (Y(a))									
Category code	Category of Shareholder	Number of Shares	Total number of shares	Number of shares held in dematerialized form	As a percentage of (A+B) ¹	As a percentage of (A+B+C)	Number of shares	Shares Pledged or otherwise encumbered	As a percentage (IX) = (VIII)/(V)*100
30 SEP	(II)	(III)	(IV)	(V)	(VI)	(VII)	(VIII)		(IX) = (VIII)/(V)*100
(A)	Shareholding of Promoter and Indian								
(a)	Individuals/Hindu Undivided Family	2	168156	168156	0.37	0.37	0		0.00
(b)	Central Government/State Government(s)	0	0	0	0.00	0.00	0		0.00
(c)	Bodies Corporate	0	0	0	0.00	0.00	0		0.00
(d)	Financial Institutions/ Banks	0	0	0	0.00	0.00	0		0.00
(e)	Any Others(Specify)	0	0	0	0.00	0.00	0		0.00
(e-i)									
(e-ii)									
	Sub Total(A)(I)	2	168156	168156	0.37	0.37	0		0.00
2	Foreign								
a	Individuals (Non-Residents Individuals/ Foreign Individuals)	16	8300812	8300812	18.03	18.03	0		0.00
b	Bodies Corporate	0	0	0	0.00	0.00	0		0.00
c	Institutions	0	0	0	0.00	0.00	0		0.00
d	Any Others(Specify)	0	0	0	0.00	0.00	0		0.00
d-i									
d-ii									
	Sub Total(A)(2)	16	8300812	8300812	18.03	18.03	0		0.00
	Total Shareholding of Promoter and	18	8468968	8468968	18.40	18.40	0		0.00
(B)	Public shareholding								
1	Institutions								
(a)	Mutual Funds/ UTI	0			0.00	0.00			

For MOSCHIP SEMICONDUCTOR TECHNOLOGY LTD.,


MANAGING DIRECTOR

(b)	Financial Institutions / Banks	1	150	150	0.00	0.00			
(c)	Central Government/ State Government(s)	0			0.00	0.00			
(d)	Venture Capital Funds	0			0.00	0.00			
(e)	Insurance Companies	0			0.00	0.00			
(f)	Foreign Institutional Investors	0			0.00	0.00			
(g)	Foreign Venture Capital Investors	0			0.00	0.00			
(h)	Any Other (specify)	0			0.00	0.00			
(h-i)					0.00	0.00			
(h-ii)					0.00	0.00			
	Sub-Total (B)(1)	1	150	150	0.00	0.00			
B 2	Non-institutions								
(a)	Bodies Corporate	394	3076369	3076069	6.68	6.68			
(b)	Individuals								
	Individuals - i. Individual shareholders holding nominal share capital up to Rs 1 lakh	24741	17806750	17761092	38.68	38.68			
II	ii. Individual shareholders holding nominal share capital in excess of Rs. 1 lakh.	372	16122995	12124785	35.02	35.02			
(c)	Any Other (specify)-NRI	83	554034	433733	1.20	1.20			
(c-i)	CLEARING MEMBER	11	6251	6251	0.01	0.01			
(c-ii)									
	Sub-Total (B)(2)	25601	37566399	33401930	81.60	81.60			
(B)	Total Public Shareholding (B)= (B)(1)+(B)(2)	25602	37566549	33402080	81.60	81.60			
	TOTAL (A)+(B)	25620	46035517	41871048	100.00	100.00			
(C)	Shares held by Custodians and against which Depository Receipts have been issued								
1	Promoter and Promoter Group	0	0	0	0.00	0.00			0.00
2	Public	0	0	0	0.00	0.00			0.00
	Sub-Total (C)	0	0	0	0	0			0
	GRAND TOTAL (A)+(B)+(C)	25620	46035517	41871048		100.00		0	0.00


FOR MOSCHIP SEMICONDUCTOR TECHNOLOGY LTD.

MANAGING DIRECTOR



Sr.No	Notes
1	NIL
2	NIL
3	NIL
4	NIL
5	NIL
6	NIL
7	NIL
8	NIL
9	NIL

FOR MOSCHIP SEMICONDUCTOR TECHNOLOGY LTD.,


MANAGING DIRECTOR

(1)(b) Statement showing holding of securities (including shares, warrants, convertible securities) of persons belonging to the category "Promoter and Promoter Group"

Sr. No.	Name of the shareholder	Details of Shares held			Encumbered shares (*)		Details of warrants			Details of convertible securities		Total shares (including underlying shares assuming full conversion of warrants and convertible securities) as a % of diluted share capital
		Number of shares held	As a % of grand total (A)+(B)+(C)	No. (V)	As a percentage (VI)=(V)/(III)*100	As a % of grand total (A)+(B)+(C) of sub-clause (I)(a)	Number of warrants held	As a % of total number of warrants of the same class	Number of convertible securities held	As a % of total number of convertible securities of the same class		
	(II)	(III)	(IV)	(V)	(VI)=(V)/(III)*100	(VII)	(VIII)	(IX)	(X)	(XI)	(XII)	
1	CHANDRAM RAMA REDDY	4000	0.01	0	0.00	0.00	0	0.00	0	0.00	0.01	
2	VINAY DANTAPALLY KUMAR	164156	0.36	0	0.00	0.00	0	0.00	0	0.00	0.36	
3	C. DAYAKAR REDDY	583920	1.27	0	0.00	0.00	0	0.00	0	0.00	1.27	
4	NAVEEN REDDY	5623	0.01	0	0.00	0.00	0	0.00	0	0.00	0.01	
5	SUREKHA REDDY	530001	1.15	0	0.00	0.00	0	0.00	0	0.00	1.15	
6	K PRATIBHA REDDY	398	0.00	0	0.00	0.00	0	0.00	0	0.00	0.00	
7	KADIRI PRATHIBHA REDDY	500000	1.09	0	0.00	0.00	0	0.00	0	0.00	1.09	
8	K RAMACHANDRA REDDY	151257	0.33	0	0.00	0.00	0	0.00	0	0.00	0.33	
9	KADIRI RAMACHANDRA REDDY	366172	0.80	0	0.00	0.00	0	0.00	0	0.00	0.80	
10	RAMACHANDRA REDDY KADIRI	2532608	5.50	0	0.00	0.00	0	0.00	0	0.00	5.50	
11	JOSEPH WAI	708632	1.54	0	0.00	0.00	0	0.00	0	0.00	1.54	
12	ART KHACHATURIAN	1757047	3.82	0	0.00	0.00	0	0.00	0	0.00	3.82	
13	LAURENCE N. BENZ	198105	0.43	0	0.00	0.00	0	0.00	0	0.00	0.43	
14	SEAN PAUL CARNEY	33671	0.07	0	0.00	0.00	0	0.00	0	0.00	0.07	
15	GARY KENNEDY	262978	0.57	0	0.00	0.00	0	0.00	0	0.00	0.57	
16	STEVE SHU FUN KAM	44400	0.10	0	0.00	0.00	0	0.00	0	0.00	0.10	
17	EDDIE SIN PO CHIU	1000	0.00	0	0.00	0.00	0	0.00	0	0.00	0.00	
18	EDDIE SIN PO CHIU	625000	1.36	0	0.00	0.00	0	0.00	0	0.00	1.36	
	TOTAL	8468968	18.40	0	0.00	0.00	0	0.00	0	0.00	18.40	

(*) The term "encumbrance" has the same meaning as assigned to it in regulation 28(3) of the SAST Regulations, 2011


For MOSCHIP SEMICONDUCTOR TECHNOLOGY LTD.

MANAGING DIRECTOR



(1)(c)(i) Statement showing holding of securities (including shares, warrants, convertible securities) of persons belonging to the category "Public" and holding more than 1% of the total number of shares

Sr. No.	Name of the shareholder	Number of shares held	Shares as a percentage of total number of shares {i.e., Grand Total (A)+(B)+(C) indicated in Statement at para (1)(a) above}	Details of warrants		Details of convertible securities		Total shares (including underlying shares assuming full conversion of warrants and convertible securities) as a % of diluted share capital
				Number of warrants held	As a % of total number of warrants of the same class	Number of convertible securities held	% w.r.t total number of convertible securities of the same class	
1	PAUL SUNG LUI	830077	1.80	0	0.00	0	0.00	1.80
2	ESS TECHNOLOGY INTERNATIONAL INC.	2329092	5.06	0	0.00	0	0.00	5.06
3	ARTEC GROUP OU	566927	1.23	0	0.00	0	0.00	1.23
4	CHIU SHUN YEE JULIA	775000	1.68	0	0.00	0	0.00	1.68
5	CHUN YUAN WANG	688736	1.50	0	0.00	0	0.00	1.50
TOTAL		5189832	11.27	0	0.00	0	0.00	11.27


FOR MOSCHIP SEMICONDUCTOR TECHNOLOGY LTD.,

 MANAGING DIRECTOR

(D)(c)(ii) Statement showing holding of securities (including shares, warrants, convertible securities) of persons (together with PAC) belonging to the category "Public" and holding more than 5% of the total number of shares of the company

Sr. No.	Name(s) of the shareholder(s) and the Persons Acting in Concert (PAC) with them	Number of shares	Shares as a percentage of total number of shares {i.e., Grand Total (A)+(B)+(C) indicated in Statement at para (I)(a) above}	Details of warrants		Details of convertible securities		Total shares (including underlying shares assuming full conversion of warrants and convertible securities) as a % of diluted share capital
				Number of warrants	As a % total number of warrants of the same class	Number of convertible securities held	% w.r.t total number of convertible securities of the same class	
1	ESS TECHNOLOGY INTERNATIONAL INC.	2329092	5.06	0	0.00	0	0.00	5.06
TOTAL		2329092	5.06	0	0.00	0	0.00	5.05933712

FOR MOSCHIP SEMICONDUCTOR TECHNOLOGY LTD.,

MANAGING DIRECTOR



(D)(d) Statement showing details of locked-in shares

Sr. No.	Name of the shareholder	Number of locked-in shares	Locked-in shares as a percentage of total number of shares (i.e., Grand Total (A)+(B)+(C) indicated in Statement at para (I)(a) above)
1	NIL	0	0.00
2			
3			
4			
5			
6			
7			
8			
9			
TOTAL		0	0.00

For MOSCHIP SEMICONDUCTOR TECHNOLOGY LTD.

MANAGING DIRECTOR



(II)(a) Statement showing details of Depository Receipts (DRs)

Sr. No.	Type of outstanding DR (ADRs, GDRs, SDRs, etc.)	Number of outstanding DRs	Number of shares underlying outstanding DRs	Shares underlying outstanding DRs as a percentage of total number of shares {i.e., Grand Total (A)+(B)+(C) indicated in Statement at para (I)(a) above}
1	NIL	0	0	0.00
2				0.00
3				0.00
4				0.00
5				0.00
6				0.00
7				0.00
8				0.00
9				0.00
TOTAL		0	0	0.00


For MOSCHIP SEMICONDUCTOR TECHNOLOGY LTD..


MANAGING DIRECTOR

(11)(b) Statement showing holding of Depository Receipts (DRs), where underlying shares held by "promoter/promoter group" are in excess of 1% of the total number of shares

Sr. No.	Name of the DR Holder	Type of outstanding DR (ADRs, GDRs, SDRs, etc.)	Number of shares underlying outstanding DRs	Shares underlying outstanding DRs as a percentage of total number of shares i.e., Grand Total (A)+(B)+(C) indicated in Statement at para (1)(a) above}
1	NIL	0	0	0.00
2				0.00
3				0.00
4				0.00
5				0.00
6				0.00
7				0.00
8				0.00
9				0.00
TOTAL		0	0	0.00

FOR MOSCHIP SEMICONDUCTOR TECHNOLOGY LTD.


MANAGING DIRECTOR