

Pre scheme share holding pattern

1. Name of Listed Entity: **MOSCHIP SEMICONDUCTOR TECHNOLOGY LIMITED**
2. Scrip Code/Name of Scrip/Class of Security: **532407,,EQUITY SHARES**

3. Declaration : The Listed entity is required to submit the following declaration to the extent of submission of information:

	Particulars	YES / NO
a	Whether the Listed Entity has issued any partly paid up shares	No
b	Whether the Listed Entity has issued any Convertible Securities ?	No
c	Whether the Listed Entity has issued any Warrants?	Yes
d	Whether the Listed Entity has any shares against which depository receipts are issued?	No
e	Whether the Listed Entity has any shares in locked-in?	Yes
f	Whether any shares held by promoters are pledge or otherwise encumbered?	No
g	Whether Company has equity shares with differential rights?	No




Table I - Summary Statement holding of specified securities

Category	Category of Shareholder	No of Shareholders	No of fully paid up equity shares held	No of Partly paid-up equity shares held	No of Shares Underlying Depository Receipts	Total No of Shares Held (VII) = (IV)+(V)+(VI)	Shareholding as a % of total no of shares (As a % of (A+B+C2))	Number of Voting Rights held in each class of securities			No of Shares Underlying Outstanding convertible securities (Including Warrants)	Shareholding as a % assuming full conversion of	Number of Locked in Shares		Number of Shares pledged or otherwise encumbered		Number of equity shares held in dematerialized form	
								No of Voting Rights		Total as a % of			No.	As a % of total	No.	As a % of total		
								Class X	Class Y	Total								
(I)	(II)	(III)	(IV)	(V)	(VI)	(VII)	(VIII)	(IX)			(X)	(XI)	(XII)		(XIII)	(XIV)		
(A)	Promoter & Promoter Group	15	89524737	0	0	89524737	60.80	89524737	0	89524737	60.80	3555555	59.96	85874776	58.32	0	0.00	89524737
(B)	Public	19717	57486570	0	0	57486570	39.04	57486570	0	57486570	39.04	4444444	39.89	8922222	6.06	NA	NA	54633407
(C)	Non Promoter-Non Public																	
(C1)	Shares underlying DRs	0	0	0	0	0	NA	0	0	0	0.00	0	NA	0	0.00	NA	NA	0
(C2)	Shares held by Employes Trusts	1	238470	0	0	238470	0.16	238470	0	238470	0.16	0	0.15	0	0.00	NA	NA	238470
	Total:	19733	147249777	0	0	147249777	100.00	147249777	0	147249777	100.00	7999999	100.00	94796998	64.38	0	0.00	144396614




Table II - Statement showing shareholding pattern of the Promoter and Promoter Group

Category	Category & Name of the Shareholder	PAN	No of Shareholders	No of fully paid up equity shares held	No of Partly paid-up equity shares held	No of Shares Underlying Depository Receipts	Total No of Shares Held (IV+V+VI)	Shareholding as a % of total no of shares (calculated as per SCRR, 1957 (VIII) As a % of (A+B+C2)	Number of Voting Rights held in each class of securities			No of Shares Underlying Outstanding convertible securities (Including Warrants)	Shareholding as a % assuming full conversion of convertible Securities (as a percentage of diluted share capital) (VII)+(X) As a % of	Number of Locked in Shares		Number of Shares pledged or otherwise encumbered		Number of equity shares held in dematerialized form	
									No of Voting Rights		Total as a % of			No.	As a % of total	No.	As a % of total		
									Class X	Class Y	Total								
									(I)	(II)	(III)			(IV)	(V)	(VI)	(VII)		(VIII)
(1)	Indian																		
(a)	Individuals/Hindu undivided Family		6	4901197	0	0	4901197	3.33	4901197	0	4901197	3.33	3555555	5.45	4147037	2.82	0	0.00	4901197
	DAYAKAR REDDY	ADIPR7984D	1	219761	0	0	219761	0.15	219761	0	219761	0.15	0	0.14	0	0.00	0	0.00	219761
	SUREKHA CHANDRAM REDDY	AESPC0112K	1	530001	0	0	530001	0.36	530001	0	530001	0.36	0	0.34	0	0.00	0	0.00	530001
	K. PRATIBHA REDDY	AGFPK2316N	1	398	0	0	398	0.00	398	0	398	0.00	0	0.00	0	0.00	0	0.00	398
	RAMA CHANDRA REDDY KADIRI	AGFPK2317P	1	3943037	0	0	3943037	2.68	3943037	0	3943037	2.68	3555555	4.83	3943037	2.68	0	0.00	3943037
	CHANDRAM RAMA REDDY	AIBPC5278R	1	4000	0	0	4000	0.00	4000	0	4000	0.00	0	0.00	0	0.00	0	0.00	4000
	DAMODAR RAO GUMMADAPU	BJEPG7977A	1	204000	0	0	204000	0.14	0	0	0	0.00	0	0.13	204000	0.14	0	0.00	204000
(b)	Central Government/State Government(s)		0	0	0	0	0	0.00	0	0	0	0.00	0	0.00	0	0.00	0	0.00	0
(c)	Financial Institutions/Banks		0	0	0	0	0	0.00	0	0	0	0.00	0	0.00	0	0.00	0	0.00	0
(d)	Any Other		0	0	0	0	0	0.00	0	0	0	0.00	0	0.00	0	0.00	0	0.00	0
	Sub-Total (A)(1)		6	4901197	0	0	4901197	3.33	4901197	0	4901197	3.33	3555555	5.45	4147037	2.82	0	0.00	4901197
(2)	Foreign																		
(a)	Individuals (Non-Resident Individuals/Foreign Individual		9	84623540	0	0	84623540	57.47	84393869	0	84623540	58.35	0	54.61	81531739	55.37	0	0.00	84623540
	OSHIN GLOBAL PTE LTD	AAFCT6757P	1	81531739	0	0	81531739	55.37	81531739	0	81531739	56.22	0	52.61	81531739	55.37	0	0.00	81531739
	EIJI HOLDINGS PTE LTD	AAFCE0598R	1	196000	0	0	196000	0.13	0	0	196000	0.14	0	0.13	196000	0.13	0	0.00	196000
	JOSEPH K. WAI	AAZPW6619C	1	708632	0	0	708632	0.48	708632	0	708632	0.49	0	0.46	0	0.00	0	0.00	708632
	VINAY DANTAPALLY KUMAR	ABIPK0311R	1	105623	0	0	105623	0.07	105623	0	105623	0.07	0	0.07	0	0.00	0	0.00	105623
	EDDIE SIN PO CHIU	AHSPC2728G	1	1000	0	0	1000	0.00	1000	0	1000	0.00	0	0.00	0	0.00	0	0.00	1000
	GARY KENNEDY	ATIPK2266K	1	262978	0	0	262978	0.18	262978	0	262978	0.18	0	0.17	0	0.00	0	0.00	262978
	ART KHACHATURIAN	AUGPK2932H	1	1739497	0	0	1739497	1.18	1739497	0	1739497	1.20	0	1.12	0	0.00	0	0.00	1739497
	STEVE SHU FUN KAM	AYWPK8498G	1	44400	0	0	44400	0.03	44400	0	44400	0.03	0	0.03	0	0.00	0	0.00	44400
	SEAN PAUL CARNEY	AIJPC8442K	1	33671	0	0	33671	0.02	33671	0	33671	0.02	0	0.02	0	0.00	0	0.00	33671
(b)	Government		0	0	0	0	0	0.00	0	0	0	0.00	0	0.00	0	0.00	0	0.00	0
(c)	Institutions		0	0	0	0	0	0.00	0	0	0	0.00	0	0.00	0	0.00	0	0.00	0
(d)	Foreign Portfolio Investor		0	0	0	0	0	0.00	0	0	0	0.00	0	0.00	0	0.00	0	0.00	0
(e)	Any Other		0	0	0	0	0	0.00	0	0	0	0.00	0	0.00	0	0.00	0	0.00	0
	Sub-Total (A)(2)		9	84623540	0	0	84623540	57.47	84393869	0	84623540	57.47	0	54.51	81531739	55.37	0	0.00	84623540
	Total Shareholding of Promoter and Promoter Group		15	89524737	0	0	89524737	60.80	89295066	0	89524737	60.80	3555555	59.96	85678776	58.19	0	0.00	89524737




Table III - Statement showing shareholding pattern of the Public shareholder

Category	Category & Name of the Shareholder	PAN	No of Share holders	No of fully paid up equity shares held	No of Partly paid-up equity shares held	No of Shares Underlying Depository Receipts	Total No of Shares Held (IV+V+VI)	Shareholding as a % of total no of shares (A+B+C2)	Number of Voting Rights held in each class of securities			No of Shares Underlying Outstanding convertible securities	Shareholding as a % assuming full conversion of convertible Securities (as a percentage of	Number of Locked in Shares		Number of Shares pledged or otherwise encumbered		Number of equity shares held in dematerialized form	
									No of Voting Rights		Total as a % of			No.	As a % of total	No.	As a % of total Shares		
									Class X	Class Y									Total
	(I)	(II)	(III)	(IV)	(V)	(VI)	(VII)	(VIII)	(IX)			(X)	(XI)	(XII)		(XIII)		(XIV)	
(1)	Institutions																		
(a)	Mutual Funds		0	0	0	0	0	0.00	0	0	0	0.00	0	0.00	0	0.00	NA	NA	0
(b)	Venture Capital Funds		0	0	0	0	0	0.00	0	0	0	0.00	0	0.00	0	0.00	NA	NA	0
(c)	Alternate Investment Funds		0	0	0	0	0	0.00	0	0	0	0.00	0	0.00	0	0.00	NA	NA	0
(d)	Foreign Venture Capital Investors		0	0	0	0	0	0.00	0	0	0	0.00	0	0.00	0	0.00	NA	NA	0
(e)	Foreign Portfolio Investors		0	0	0	0	0	0.00	0	0	0	0.00	0	0.00	0	0.00	NA	NA	0
(f)	Financial Institutions/Banks		1	150	0	0	150	0.00	150	0	150	0.00	0	0.00	0	0.00	NA	NA	150
(g)	Insurance Companies		0	0	0	0	0	0.00	0	0	0	0.00	0	0.00	0	0.00	NA	NA	0
(h)	Provident Funds/Pension Funds		0	0	0	0	0	0.00	0	0	0	0.00	0	0.00	0	0.00	NA	NA	0
(i)	Any Other																		
	FOREIGN CORPORATE BODIES		7	5151981	0	0	5151981	3.55	5151981	0	5151981	3.50	0	3.32	2255962	1.53	NA	NA	2822889
	ESS TECHNOLOGY INC.	5357	1	1600000	0	0	1600000	1.10	1600000	0	1600000	1.09	0	1.03	0	0.00	NA	NA	0
	FOREIGN NATIONALS		14	5787985	0	0	5787985	3.99	5787985	0	5787985	3.93	0	3.73	4550374	3.09	NA	NA	5349657
	Sub Total (B)(1)		22	10940116	0	0	10940116	7.54	10940116	0	10940116	7.43	0	7.05	6806336	4.62	NA	NA	8172696
(2)	Central Government/State Government(s)/President of India		0	0	0	0	0	0.00	0	0	0	0.00	0	0.00	0	0.00	NA	NA	0
	Sub Total (B)(2)		0	0	0	0	0	0.00	0	0	0	0.00	0	0.00	0	0.00	NA	NA	0
(3)	Non-Institutions																		
(a)	i. Individual shareholders holding nominal share capital up to 2%		19266	24963243	0	0	24963243	17.21	24963243	0	24963243	16.95	0	16.08		0.00	NA	NA	24877800
	ii. Individual shareholders holding nominal share capital in excess of 2%		46	14958520	0	0	14958520	10.31	14958520	0	14958520	10.16	0	9.64	2115886	1.44	NA	NA	14958520
												0.00		0.00		0.00			
(b)	NBFCs Registered with RBI		2	41000	0	0	41000	0.03	41000	0	41000	0.03	0	0.03	0	0.00	NA	NA	41000
(c)	Employee Trusts		0	0	0	0	0	0.00	0	0	0	0.00	0	0.00	0	0.00	NA	NA	0
(d)	Overseas Depositories (Holding DRs)(Balancing figure)		0	0	0	0	0	0.00	0	0	0	0.00	0	0.00	0	0.00	NA	NA	0
(e)	Any Other																		
	NON RESIDENT INDIANS		70	616189	0	0	616189	0.42	616189	0	616189	0.42	0	0.40	0	0.00	NA	NA	616189
	CLEARING MEMBERS		27	57966	0	0	57966	0.04	57966	0	57966	0.04	0	0.04	0	0.00	NA	NA	57966
	NON RESIDENT INDIAN NON REPATRIABLE		59	290388	0	0	290388	0.20	290388	0	290388	0.20	0	0.19	0	0.00	NA	NA	290388
	BODIES CORPORATES		225	5619148	0	0	5619148	3.87	5619148	0	5619148	3.82	4444444	6.48	0	0.00	NA	NA	5618848
	SOLWELL ADVISORY SERVICES LLP	ACLFS4981P	1	2830077	0	0	2830077	1.95	2830077	0	2830077	1.92	0	1.82	0	0.00	NA	NA	2830077
	Sub Total (B)(3)		19695	46546454	0	0	46546454	32.09	46546454	0	46546454	31.61	4444444	32.84	2115886	1.44			46460711
	Total Public Shareholding (B) = (B)(1)+(B)(2)+(B)(3)		19717	57486570	0	0	57486570	39.64	57486570	0	57486570	39.04	4444444	39.89	8922222	6.06			54633407




Table IV - Statement showing shareholding pattern of the Non Promoter - Non Public Shareholder

Category	Category & Name of the Shareholder	PAN	No of Shareholders	No of fully paid up equity shares held	No of Partly paid-up equity shares held	No of Shares Underlying Depository Receipts	Total No of Shares Held (IV+V+VI)	Shareholding as a % of total no of shares (A+B+C2)	Number of Voting Rights held in each class of securities			No of Shares Underlying Outstanding convertible securities (Including Warrants)	Shareholding as a % assuming full conversion of convertible Securities (as a percentage of diluted share capital)	Number of Locked in Shares		Number of Shares pledged or otherwise encumbered		Number of equity shares held in dematerialized form	
									No of Voting Rights		Total as a % of (A+B+C)			No.	As a % of total Shares	No.	As a % of total Shares		
									Class X	Class Y									Total
	(I)	(II)	(III)	(IV)	(V)	(VI)	(VII)	(VIII)	(IX)			(X)	(XI)	(XII)		(XIII)	(XIV)		
(1)	Custodian/DR Holder		0	0	0	0	0	0.00	0	0	0	0.00	0	0.00	0	0.00	NA	NA	0
(2)	Employee Benefit Trust (under SEBI(Share based Employee Bene		1	238470	0	0	0	0.00	0	0	0	0.00	0	0.00	0	0.00	NA	NA	238470
	Total Non-Promoter-Non Public Shareholding (C) = (C)(1)+(C)(2)		1	238470	0	0	0	0.00	0	0	0	0.00	0	0.00	0	0.00			238470




post scheme shareholding pattern

1. Name of Listed Entity: **MOSCHIP SEMICONDUCTOR TECHNOLOGY LIMITED**

2. Scrip Code/Name of Scrip/Class of Security: **532407,,EQUITY SHARES**

3. Declaration : The Listed entity is required to submit the following declaration to the extent of submission of information:

	Particulars	YES / NO
a	Whether the Listed Entity has issued any partly paid up shares	No
b	Whether the Listed Entity has issued any Convertible Securities ?	No
c	Whether the Listed Entity has issued any Warrants?	Yes
d	Whether the Listed Entity has any shares against which depository receipts are issued?	No
e	Whether the Listed Entity has any shares in locked-in?	Yes
f	Whether any shares held by promoters are pledge or otherwise encumbered?	No
g	Whether Company has equity shares with differential rights?	No






Table I - Summary Statement holding of specified securities

Category	Category of Shareholder	No of Shareholders	No of fully paid up equity shares held	No of Partly paid-up equity shares held	No of Shares Underlying Depository Receipts	Total No of Shares Held (VII) = (IV)+(V)+(VI)	Shareholding as a % of total no of shares (As a % of (A+B+C2))	Number of Voting Rights held in each class of securities			No of Shares Underlying Outstanding convertible securities (Including Warrants)	Shareholding as a % assuming full conversion of	Number of Locked in Shares		Number of Shares pledged or otherwise encumbered		Number of equity shares held in dematerialized form	
								No of Voting Rights		Total as a % of			No.	As a % of total	No.	As a % of total		
								Class X	Class Y	Total								
(I)	(II)	(III)	(IV)	(V)	(VI)	(VII)	(VIII)	(IX)			(X)	(XI)	(XII)		(XIII)	(XIV)		
(A)	Promoter & Promoter Group	15	89524737	0	0	89524737	58.08	89524737	0	89524737	58.08	3555555	57.40	85874776	58.32	0	0.00	89524737
(B)	Public	19719	64385640	0	0	64385640	41.77	64385640	0	64385640	41.77	4444444	42.45	8922222	6.06	NA	NA	61532477
(C)	Non Promoter-Non Public																	
(C1)	Shares underlying DRs	0	0	0	0	0	NA	0	0	0	0.00	0	NA	0	0.00	NA	NA	0
(C2)	Shares held by Employees Trusts	1	238470	0	0	238470	0.15	238470	0	238470	0.15	0	0.15	0	0.00	NA	NA	238470
	Total:	19735	154148847	0	0	154148847	100.00	154148847	0	154148847	100.00	7999999	100.00	94796998	64.38	0	0.00	151295684




Table II - Statement showing shareholding pattern of the Promoter and Promoter Group

Category	Category & Name of the Shareholder	PAN	No of Shareholders	No of fully paid up equity shares held	No of Partly paid-up equity shares held	No of Shares Underlying Depository Receipts	Total No of Shares Held (IV+V+VI)	Shareholding as a % of total no of shares (calculated as per SCRR, 1957 (VIII) As a % of (A+B+C2)	Number of Voting Rights held in each class of securities			No of Shares Underlying Outstanding convertible securities (Including Warrants)	Shareholding as a % assuming full conversion of convertible Securities (as a percentage of diluted share capital) (VII)+(X) As a % of	Number of Locked in Shares		Number of Shares pledged or otherwise encumbered		Number of equity shares held in dematerialized form	
									No of Voting Rights		Total as a % of			No.	As a % of total	No.	As a % of total		
									Class X	Class Y									Total
	(I)	(II)	(III)	(IV)	(V)	(VI)	(VII)	(VIII)	(IX)			(X)	(XI)	(XII)		(XIII)		(XIV)	
(1)	Indian																		
(a)	Individuals/Hindu undivided Family		6	4901197	0	0	4901197	3.18	4901197	0	4901197	3.18	3555555	5.22	4147037	2.69	0	0.00	4901197
	DAYAKAR REDDY	ADIPR7984D	1	219761	0	0	219761	0.14	219761	0	219761	0.14	0	0.14	0	0.00	0	0.00	219761
	SUREKHA CHANDRAM REDDY	AESPC0112K	1	530001	0	0	530001	0.34	530001	0	530001	0.34	0	0.33	0	0.00	0	0.00	530001
	K. PRATIBHA REDDY	AGFPK2316N	1	398	0	0	398	0.00	398	0	398	0.00	0	0.00	0	0.00	0	0.00	398
	RAMA CHANDRA REDDY KADIRI	AGFPK2317P	1	3943037	0	0	3943037	2.56	3943037	0	3943037	2.56	3555555	4.62	3943037	2.56	0	0.00	3943037
	CHANDRAM RAMA REDDY	AIBPC5278R	1	4000	0	0	4000	0.00	4000	0	4000	0.00	0	0.00	0	0.00	0	0.00	4000
	DAMODAR RAO GUMMADAPU	BJEPG7977A	1	204000	0	0	204000	0.13	0	0	0	0.00	0	0.13	204000	0.13	0	0.00	204000
(b)	Central Government/State Government(s)		0	0	0	0	0	0.00	0	0	0	0.00	0	0.00	0	0.00	0	0.00	0
(c)	Financial Institutions/Banks		0	0	0	0	0	0.00	0	0	0	0.00	0	0.00	0	0.00	0	0.00	0
(d)	Any Other		0	0	0	0	0	0.00	0	0	0	0.00	0	0.00	0	0.00	0	0.00	0
	Sub-Total (A)(1)		6	4901197	0	0	4901197	3.18	4901197	0	4901197	3.18	3555555	5.22	4147037	2.69	0	0.00	4901197
(2)	Foreign																		
(a)	Individuals (Non-Resident Individuals/Foreign Individual		9	84623540	0	0	84623540	54.90	84393869	0	84623540	54.90	0	52.19	81531739	52.89	0	0.00	84623540
	OSHIN GLOBAL PTE LTD	AAFCT6757P	1	81531739	0	0	81531739	52.89	81531739	0	81531739	52.89	0	50.28	81531739	52.89	0	0.00	81531739
	EIJI HOLDINGS PTE LTD	AAFCE0598R	1	196000	0	0	196000	0.13	0	0	196000	0.13	0	0.12	196000	0.13	0	0.00	196000
	JOSEPH K. WAI	AAZPW6619C	1	708632	0	0	708632	0.46	708632	0	708632	0.46	0	0.44	0	0.00	0	0.00	708632
	VINAY DANTAPALLY KUMAR	ABIPK0311R	1	105623	0	0	105623	0.07	105623	0	105623	0.07	0	0.07	0	0.00	0	0.00	105623
	EDDIE SIN PO CHIU	AHSPC2728G	1	1000	0	0	1000	0.00	1000	0	1000	0.00	0	0.00	0	0.00	0	0.00	1000
	GARY KENNEDY	ATIPK2266K	1	262978	0	0	262978	0.17	262978	0	262978	0.17	0	0.16	0	0.00	0	0.00	262978
	ART KHACHATURIAN	AUGPK2932H	1	1739497	0	0	1739497	1.13	1739497	0	1739497	1.13	0	1.07	0	0.00	0	0.00	1739497
	STEVE SHU FUN KAM	AYWPK8498G	1	44400	0	0	44400	0.03	44400	0	44400	0.03	0	0.03	0	0.00	0	0.00	44400
	SEAN PAUL CARNEY	AIJPC8442K	1	33671	0	0	33671	0.02	33671	0	33671	0.02	0	0.02	0	0.00	0	0.00	33671
(b)	Government		0	0	0	0	0	0.00	0	0	0	0.00	0	0.00	0	0.00	0	0.00	0
(c)	Institutions		0	0	0	0	0	0.00	0	0	0	0.00	0	0.00	0	0.00	0	0.00	0
(d)	Foreign Portfolio Investor		0	0	0	0	0	0.00	0	0	0	0.00	0	0.00	0	0.00	0	0.00	0
(e)	Any Other		0	0	0	0	0	0.00	0	0	0	0.00	0	0.00	0	0.00	0	0.00	0
	Sub-Total (A)(2)		9	84623540	0	0	84623540	54.90	84393869	0	84623540	54.90	0	52.19	81531739	52.89	0	0.00	84623540
	Total Shareholding of Promoter and Promoter Group		15	89524737	0	0	89524737	58.08	89295066	0	89524737	58.08	3555555	57.40	85678776	55.58	0	0.00	89524737






Table III - Statement showing shareholding pattern of the Public shareholder

Category	Category & Name of the Shareholder	PAN	No of Share holders	No of fully paid up equity shares held	No of Partly paid-up equity shares held	No of Shares Underlying Depository Receipts	Total No of Shares Held (IV+V+VI)	Shareholding as a % of total no of shares (A+B+C2)	Number of Voting Rights held in each class of securities			No of Shares Underlying Outstanding convertible securities	Shareholding as a % assuming full conversion of convertible Securities (as a percentage of	Number of Locked in Shares		Number of Shares pledged or otherwise encumbered		Number of equity shares held in dematerialized form	
									No of Voting Rights					Total as a % of	No.	As a % of total	No.		As a % of total Shares
									Class X	Class Y	Total								
	(I)	(II)	(III)	(IV)	(V)	(VI)	(VII)	(VIII)	(IX)			(X)	(XI)	(XII)		(XIII)		(XIV)	
(1)	Institutions																		
(a)	Mutual Funds		0	0	0	0	0	0.00	0	0	0	0.00	0	0.00	0	0.00	NA	NA	0
(b)	Venture Capital Funds		0	0	0	0	0	0.00	0	0	0	0.00	0	0.00	0	0.00	NA	NA	0
(c)	Alternate Investment Funds		0	0	0	0	0	0.00	0	0	0	0.00	0	0.00	0	0.00	NA	NA	0
(d)	Foreign Venture Capital Investors		0	0	0	0	0	0.00	0	0	0	0.00	0	0.00	0	0.00	NA	NA	0
(e)	Foreign Portfolio Investors		0	0	0	0	0	0.00	0	0	0	0.00	0	0.00	0	0.00	NA	NA	0
(f)	Financial Institutions/Banks		1	150	0	0	150	0.00	150	0	150	0.00	0	0.00	0	0.00	NA	NA	150
(g)	Insurance Companies		0	0	0	0	0	0.00	0	0	0	0.00	0	0.00	0	0.00	NA	NA	0
(h)	Provident Funds/Pension Funds		0	0	0	0	0	0.00	0	0	0	0.00	0	0.00	0	0.00	NA	NA	0
(i)	Any Other																		
	FOREIGN CORPORATE BODIES		7	5151981	0	0	5151981	3.34	5151981	0	5151981	3.34	0	3.18	2255962	1.46	NA	NA	2822889
	ESS TECHNOLOGY INC.	5357	1	1600000	0	0	1600000	1.04	1600000	0	1600000	1.04	0	0.99	0	0.00	NA	NA	0
	FOREIGN NATIONALS		14	5787985	0	0	5787985	3.75	5787985	0	5787985	3.75	0	3.57	4550374	2.95	NA	NA	5349657
	Sub Total (B)(1)		22	10940116	0	0	10940116	7.10	10940116	0	10940116	7.10	0	6.75	6806336	4.42	NA	NA	8172696
(2)	Central Government/State Government(s)/President of India		0	0	0	0	0	0.00	0	0	0	0.00	0	0.00	0	0.00	NA	NA	0
	Sub Total (B)(2)		0	0	0	0	0	0.00	0	0	0	0.00	0	0.00	0	0.00	NA	NA	0
(3)	Non-Institutions							0.00				0.00		0.00		0.00			
(a)	i. Individual shareholders holding nominal share capital up to ₹ 10 lakhs		19266	24963243	0	0	24963243	16.19	24963243	0	24963243	16.19	0	15.40		0.00	NA	NA	24877800
	ii. Individual shareholders holding nominal share capital in excess of ₹ 10 lakhs		48	21857590	0	0	21857590	14.18	21857590	0	21857590	14.18	0	13.48	2115886	1.37	NA	NA	21857590
								0.00				0.00		0.00		0.00			
(b)	NBFCs Registered with RBI		2	41000	0	0	41000	0.03	41000	0	41000	0.03	0	0.03	0	0.00	NA	NA	41000
(c)	Employee Trusts		0	0	0	0	0	0.00	0	0	0	0.00	0	0.00	0	0.00	NA	NA	0
(d)	Overseas Depositories (Holding DRs)(Balancing figure)		0	0	0	0	0	0.00	0	0	0	0.00	0	0.00	0	0.00	NA	NA	0
(e)	Any Other							0.00				0.00		0.00		0.00			
	NON RESIDENT INDIANS		70	616189	0	0	616189	0.40	616189	0	616189	0.40	0	0.38	0	0.00	NA	NA	616189
	CLEARING MEMBERS		27	57966	0	0	57966	0.04	57966	0	57966	0.04	0	0.04	0	0.00	NA	NA	57966
	NON RESIDENT INDIAN NON REPATRIABLE		59	290388	0	0	290388	0.19	290388	0	290388	0.19	0	0.18	0	0.00	NA	NA	290388
	BODIES CORPORATES		225	5619148	0	0	5619148	3.65	5619148	0	5619148	3.65	4444444	6.21	0	0.00	NA	NA	5618848
	SOLWELL ADVISORY SERVICES LLP	ACLS4981P	1	2830077	0	0	2830077	1.84	2830077	0	2830077	1.84	0	1.75	0	0.00	NA	NA	2830077
	Sub Total (B)(3)		19697	53445524	0	0	53445524	34.67	53445524	0	53445524	34.67	4444444	35.70	2115886	1.37			53359781
	Total Public Shareholding (B) = (B)(1)+(B)(2)+(B)(3)		19717	64385640	0	0	64385640	41.77	64385640	0	64385640	41.77	4444444	42.45	8922222	5.79			61532477







Table IV - Statement showing shareholding pattern of the Non Promoter - Non Public Shareholder

Category	Category & Name of the Shareholder	PAN	No of Shareholders	No of fully paid up equity shares held	No of Partly paid-up equity shares held	No of Shares Underlying Depository Receipts	Total No of Shares Held (IV+V+VI)	Shareholding as a % of total no of shares (A+B+C2)	Number of Voting Rights held in each class of securities			No of Shares Underlying Outstanding convertible securities (Including Warrants)	Shareholding as a % assuming full conversion of convertible Securities (as a percentage of diluted share capital)	Number of Locked in Shares		Number of Shares pledged or otherwise encumbered		Number of equity shares held in dematerialized form	
									No of Voting Rights		Total as a % of (A+B+C)			No.	As a % of total Shares	No.	As a % of total Shares		
									Class X	Class Y									Total
	(I)	(II)	(III)	(IV)	(V)	(VI)	(VII)	(VIII)	(IX)			(X)	(XI)	(XII)		(XIII)		(XIV)	
(1)	Custodian/DR Holder		0	0	0	0	0	0.00	0	0	0	0.00	0	0.00	0	0.00	NA	NA	0
(2)	Employee Benefit Trust (under SEBI(Share based Employee Bene		1	238470	0	0	0	0.00	0	0	0	0.00	0	0.00	0	0.00	NA	NA	238470
	Total Non-Promoter-Non Public Shareholding (C) = (C)(1)+(C)(2)		1	238470	0	0	0	0.00	0	0	0	0.00	0	0.00	0	0.00			238470





Shareholding Pattern of First Pass Semiconductors Private Limited ("Transferor Company – 01") as per SEBI (LODR) Regulations, 2015.

Sr	Description	Name of Shareholder	Pre-arrangement	
			No. of shares	%
(A)	Shareholding of Promoter and Promoter Group			
1	Indian			
	Individuals/ Hindu Undivided Family	Name of the Promoters		
		Kondaveeti Venkata Giri Babu	337,500	27
		Kakumanu Srinivasa Rao	558,750	44.7
		Venkata Sudhakar Simhadri	125,000	10
		Rekha Karicherla	—	—
(b)	Central Government/ State Government(s)			
(c)	Bodies Corporate	MosChip Semiconductor Technology Limited	228,750	18.3
(d)	Financial Institutions/ Banks			
(e)	Any Others			
	Sub Total(A)(1)		1,250,000	100
2	Foreign			
(a)	Individuals (Non-Residents Individuals/ Foreign Individuals)	-	-	-
(b)	Bodies Corporate	-	-	-
(c)	Institutions	-	-	-
(d)	Any Others	-	-	-
	Sub Total(A)(2)	-	-	-
	Total Shareholding of Promoter and Promoter Group (A)= (A)(1)+(A)(2)	-	1,250,000	100
(B)	Public shareholding			
1	Institutions			
(a)	Mutual Funds/ UTI	-	-	-
(b)	Financial Institutions / Banks	-	-	-
(c)	Central Government/ State Government(s)	-	-	-
(d)	Venture Capital Funds	-	-	-
(e)	Insurance Companies	-	-	-

(f)	Foreign Institutional Investors	-	-	-
(g)	Foreign Venture Capital Investors	-	-	-
(h)	Any Other	-	-	-
	Sub-Total (B)(1)	-	-	-
2	Non-institutions			
(a)	Bodies Corporate	-	-	-
(b)	Individuals	-	-	-
I	Individuals -i. Individual shareholders holding nominal share capital up to Rs 1 lakh	-	-	-
II	ii. Individual shareholders holding nominal share capital in excess of Rs. 1 lakh.	-	-	-
(c)	Any Other	-	-	-
	Sub-Total (B)(2)			
(B)	Total Public Shareholding (B)= (B)(1)+(B)(2)	-	-	-
	TOTAL (A)+(B)	-	1,250,000	100
(C)	Shares held by Custodians and against which DRs have been issued	-	-	-
	GRAND TOTAL (A)+(B)+(C)	-	1,250,000	100

For **First Pass Semiconductors Private Limited**


Venkata Giri Babu Kondaveeti
 Director



Shareholding Pattern of Gigacom Semiconductor Private Limited ("Transferor Company – 02") as per SEBI (LODR) Regulations, 2015.

Sr	Description	Name of Shareholder	Pre-arrangement	
			No. of shares	%
(A)	Shareholding of Promoter and Promoter Group			
1	Indian			
	Individuals/ Hindu Undivided Family	Name of the Promoters		
		Mr. Kondaveeti Venkata Giri Babu	9,999	99.999
		Mr. Venkata Sudhakar Simhadri	1	0.001
(b)	Central Government/ State Government(s)	-	-	-
(c)	Bodies Corporate	-	-	-
(d)	Financial Institutions/ Banks	-	-	-
(e)	Any Others	-	-	-
	Sub Total(A)(1)	-	10,000	100
2	Foreign			
(a)	Individuals (Non-Residents Individuals/ Foreign Individuals)	-	-	-
(b)	Bodies Corporate	-	-	-
(c)	Institutions	-	-	-
(d)	Any Others	-	-	-
	Sub Total(A)(2)	-	-	-
	Total Shareholding of Promoter and Promoter Group (A)= (A)(1)+(A)(2)	-	10,000	100
(B)	Public shareholding			
1	Institutions			
(a)	Mutual Funds/ UTI	-	-	-
(b)	Financial Institutions / Banks	-	-	-
(c)	Central Government/ State Government(s)	-	-	-
(d)	Venture Capital Funds	-	-	-
(e)	Insurance Companies	-	-	-
(f)	Foreign Institutional Investors	-	-	-
(g)	Foreign Venture Capital Investors	-	-	-

Gigacom Semiconductor Pvt. Ltd.

MVR'S Vinayagar Trade Center, 8th Floor, VIP Road, CBM Compound, Asilmetta, Visakhapatnam - 530 003. AP, INDIA.

Tel : 0891-6666023, www.gigacomsemi.com

(h)	Any Other	-	-	-
	Sub-Total (B)(1)	-	-	-
2	Non-institutions			
(a)	Bodies Corporate	-	-	-
(b)	Individuals	-	-	-
I	Individuals -i. Individual shareholders holding nominal share capital up to Rs 1 lakh	-	-	-
II	ii. Individual shareholders holding nominal share capital in excess of Rs. 1 lakh.	-	-	-
(c)	Any Other	-	-	-
	Sub-Total (B)(2)			
(B)	Total Public Shareholding (B)= (B)(1)+(B)(2)	-	-	-
	TOTAL (A)+(B)	-	10,000	100
(C)	Shares held by Custodians and against which DRs have been issued	-	-	-
	GRAND TOTAL (A)+(B)+(C)	-	10,000	100

For Gigacom Semiconductor Private Limited


 Venkata Giri Babu Kondaveeti
 Director



Gigacom Semiconductor Pvt. Ltd.