

Introductory sub-table 1(a)

Name of the Company: MOSCHIP SEMICONDUCTOR TECHNOLOGY LIMITED

Script Code, Name of the scrip, class of security: 532407/MOSCHIPSEMI/EQUITY

Quarter ended: 30 SEPTEMBER 2015

Partly paid-up shares:-

	No. of partly paid-up shares	As a % of total no. of partly paid-up shares	As a % of total no. of shares of the company
Held by promoter/promoter group	0	0	0
Held by public	0	0	0
Total - D	0	0	0

Outstanding convertible securities:-

	No. of outstanding convertible securities	As a % of total no. of outstanding convertible securities	As a % of total no. of shares of the company, assuming full conversion of the convertible securities
Held by promoter/promoter group	0	0	0
Held by public	0	0	0
Total - E	0	0	0

Warrants:-

	No. of warrants	As a % of total no. of warrants	As a % of total no. of shares of the company, assuming full conversion of warrants
Held by promoter/promoter group	0	0	0
Held by public	0	0	0
Total - F	0	0	0

Total said-up capital of the company, assuming full conversion of warrants and convertible securities

46035517

Pradeep Kumar



Statement Showing Shareholding Pattern

		Table (I)(a)					Total shareholding as a percentage of total number of shares		Shares Pledged or otherwise encumbered	
Category of Shareholder	Number of Shares	Total number of shares	Number of shares held in dematerialized form	As a percentage of (A+B) ¹	As a percentage of (A+B+C)	Number of shares	As a percentage			
	(II)	(III)	(IV)	(V)	(VI)	(VII)	(VIII)	(IX) = (VIII)/(IV)*100		
30 SEP ²										
(A) Shareholding of Promoter and Indian										
(a) Individuals/ Hindu Undivided Family	2	168156	168156	0.37	0.37	0	0.00			
(b) Central Government/ State Government(s)	0	0	0	0.00	0.00	0	0.00			
(c) Bodies Corporate	0	0	0	0.00	0.00	0	0.00			
(d) Financial Institutions/ Banks	0	0	0	0.00	0.00	0	0.00			
(e) Any Others(Specify)	0	0	0	0.00	0.00	0	0.00			
(e-i)										
(e-ii)										
Sub Total(A)(1)	2	168156	168156	0.37	0.37	0	0.00			
2 Foreign										
a Individuals (Non-Residents Individuals/ Foreign Individuals)	16	8315812	8315812	18.06	18.06	0	0.00			
b Bodies Corporate	0	0	0	0.00	0.00	0	0.00			
c Institutions	0	0	0	0.00	0.00	0	0.00			
d Any Others(Specify)	0	0	0	0.00	0.00	0	0.00			
d-i										
d-ii										
Sub Total(A)(2)	16	8315812	8315812	18.06	18.06	0	0.00			
Total Shareholding of Promoter and	18	8483968	8483968	18.43	18.43	0	0.00			
(B) Public shareholding										
I Institutions										
(a) Mutual Funds/ UTTI	0			0.00	0.00					

[Handwritten Signature]

[Circular Stamp]

(b)	Financial Institutions / Banks	1	150	150	0.00	0.00		
(c)	Central Government/ State Government(s)	0			0.00	0.00		
(d)	Venture Capital Funds	0			0.00	0.00		
(e)	Insurance Companies	0			0.00	0.00		
(f)	Foreign Institutional Investors	0			0.00	0.00		
(g)	Foreign Venture Capital Investors	0			0.00	0.00		
(h)	Any Other (specify)	0			0.00	0.00		
(h-i)					0.00	0.00		
(h-ii)					0.00	0.00		
	Sub-Total (B)(1)	1	150	150	0.00	0.00		
B 2	Non-institutions							
(a)	Bodies Corporate	368	4772922	2443530	10.37	10.37		
(b)	Individuals							
	Individuals - i. Individual shareholders holding nominal share capital up to Rs 1 lakh	24538	23612316	23391580	51.29	51.29		
ii	Individual shareholders holding nominal share capital in excess of Rs. 1 lakh.							
(c)	Any Other (specify)-NRI	56	8622307	7008066	18.73	18.73		
(c-i)	CLEARING MEMBER	83	528434	528434	1.15	1.15		
(c-ii)		8	15420	15420	0.03	0.03		
	Sub-Total (B)(2)	25053	37551399	33387030	81.57	81.57		
(B)	Total Public Shareholding (B)= (B)(1)+(B)(2)	25054	37551549	33387180	81.57	81.57		
	TOTAL (A)+(B)	25072	46035517	41871148	100.00	100.00		
(C)	Shares held by Custodians and against which Depository Receipts have been issued							
1	Promoter and Promoter Group	0	0	0	0.00	0.00		
2	Public	0	0	0	0.00	0.00		
	Sub-Total (C)	0	0	0	0.00	0.00		
	GRAND TOTAL (A)+(B)+(C)	25072	46035517	41871148	100.00	100.00	0	0.00




Sr.No	Notes
1	NIL
2	NIL
3	NIL
4	NIL
5	NIL
6	NIL
7	NIL
8	NIL
9	NIL


Paul Robert



(D)(b) Statement showing holding of securities (including shares, warrants, convertible securities) of persons belonging to the category "Promoter and Promoter Group"

Sr. No.	Name of the shareholder	Details of Shares held			Encumbered shares (*)			Details of warrants			Details of convertible securities		Total shares (including underlying shares assuming full conversion of warrants and convertible securities) as a % of diluted share capital
		Number of shares held	As a % of grand total (A)+(B)+(C)	No.	As a percentage (V)=(VI)/(III)*100	As a % of grand total (A)+(B)+(C) of sub-clause (I)(a)	Number of warrants held	As a % of total number of warrants of the same class	Number of convertible securities held	As a % of total number of convertible securities of the same class	(XII)		
1	CHANDRAM RAMA REDDY	4000	0.01	0	0.00	0.00	0	0.00	0	0.00	0.01		
2	VINAY DANTAPALLY KUMAR	164156	0.36	0	0.00	0.00	0	0.00	0	0.00	0.36		
3	C. DAYAKAR REDDY	598920	1.30	0	0.00	0.00	0	0.00	0	0.00	1.30		
4	NAVEEN REDDY	5623	0.01	0	0.00	0.00	0	0.00	0	0.00	0.01		
5	SUREKHA REDDY	530001	1.15	0	0.00	0.00	0	0.00	0	0.00	1.15		
6	K.PRATHIJA REDDY	398	0.00	0	0.00	0.00	0	0.00	0	0.00	0.00		
7	KADIRI PRAITHIJA REDDY	500000	1.09	0	0.00	0.00	0	0.00	0	0.00	1.09		
8	K.RAMACHANDRA REDDY	151237	0.33	0	0.00	0.00	0	0.00	0	0.00	0.33		
9	KADIRI RAMACHANDRA REDDY	366172	0.80	0	0.00	0.00	0	0.00	0	0.00	0.80		
10	RAMACHANDRA REDDY KADIRI	2532608	5.50	0	0.00	0.00	0	0.00	0	0.00	5.50		
11	JOSEPH WAI	708632	1.54	0	0.00	0.00	0	0.00	0	0.00	1.54		
12	ART KHACHATURIAN	1757047	3.82	0	0.00	0.00	0	0.00	0	0.00	3.82		
13	LAURENCE N. BENZ	198105	0.43	0	0.00	0.00	0	0.00	0	0.00	0.43		
14	SEAN PAUL CARNEY	33671	0.07	0	0.00	0.00	0	0.00	0	0.00	0.07		
15	GARY KENNEDY	262978	0.57	0	0.00	0.00	0	0.00	0	0.00	0.57		
16	STEVE SHU FUN KAM	44400	0.10	0	0.00	0.00	0	0.00	0	0.00	0.10		
17	EDDIE SIN PO CHIU	1000	0.00	0	0.00	0.00	0	0.00	0	0.00	0.00		
18	EDDIE SIN PO CHIU	625000	1.36	0	0.00	0.00	0	0.00	0	0.00	1.36		
TOTAL		8483968	18.43	0	0.00	0.00	0	0.00	0	0.00	18.43		


(*) The term "encumbrance" has the same meaning as assigned to it in regulation 28(3) of the SAST Regulations, 2011

Pradeep Reddy


(1)(c)(i) Statement showing holding of securities (including shares, warrants, convertible securities) of persons belonging to the category "Public" and holding more than 1% of the total number of shares

Sr. No.	Name of the shareholder	Number of shares held	Shares as a percentage of total number of shares {i.e., Grand Total (A)+(B)+(C) indicated in Statement at Para (1)(a) above}	Details of warrants		Details of convertible securities		Total shares (including underlying shares assuming full conversion of warrants and convertible securities) as a % of diluted share capital
				Number of warrants held	As a % of total number of warrants of the same class	Number of convertible securities held	% w.r.t total number of convertible securities of the same class	
1	PAUL SUNG LUI	830077	1.80	0	0.00	0	0.00	1.80
2	ESS TECHNOLOGY INTERNATIONAL INC.	2329092	5.06	0	0.00	0	0.00	5.06
3	ARTEC GROUP OU	566927	1.23	0	0.00	0	0.00	1.23
4	CHIU SHUN YEE JULIA	775000	1.68	0	0.00	0	0.00	1.68
5	CHUN YUAN WANG	683736	1.49	0	0.00	0	0.00	1.49
6	SARJU CHAVERI	530453	1.15	0	0.00	0	0.00	1.15
TOTAL		5715285	12.41	0	0.00	0	0.00	12.41


Paul Sung Lui



(1)(c)(ii) Statement showing holding of securities (including shares, warrants, convertible securities) of persons (together with PAC) belonging to the category "Public" and holding more than 5% of the total number of shares of the company

Sr. No.	Name(s) of the shareholder(s) and the Persons Acting in Concert (PAC) with them	Number of shares	Shares as a percentage of total number of shares {i.e., Grand Total (A)+(B)+(C) indicated in Statement at para (1)(a) above}	Details of warrants		Details of convertible securities		Total shares (including underlying shares assuming full conversion of warrants and convertible securities) as a % of diluted share capital
				Number of warrants	As a % total number of warrants of the same class	Number of convertible securities held	% w.r.t total number of convertible securities of the same class	
1	ESS TECHNOLOGY INTERNATIONAL INC.	2329092	5.06	0	0.00	0	0.00	5.06
TOTAL		2329092	5.06	0	0.00	0	0.00	5.06

Prakash Kumar



(II)(b) Statement showing holding of Depository Receipts (DRs), where underlying shares held by "promoter/promoter group" are in excess of 1% of the total number of shares

Sr. No.	Name of the DR Holder	Type of outstanding DR (ADRs, GDRs, SDRs, etc.)	Number of shares underlying outstanding DRs	Shares underlying outstanding DRs as a percentage of total number of shares {i.e., Grand Total (A)+(B)+(C) indicated in Statement at para (I)(a) above}
1	NIL		0	0.00
2				0.00
3				0.00
4				0.00
5				0.00
6				0.00
7				0.00
8				0.00
9				0.00
TOTAL			0	0.00

[Handwritten Signature]
