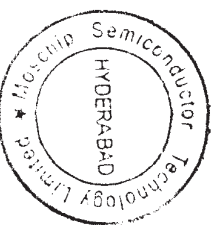


Introductory sub-table (I)(a)

Name of the Company: MOSCHIP SEMICONDUCTOR TECHNOLOGY LIMITED			
Scrip Code, Name of the scrip, class of security: 532407/MOSCHIPSEMI/EQUITY			
Quarter ended: 30 SEPTEMBER 2014			
Partly paid-up shares:-		As a % of total no. of partly paid-up shares	As a % of total no. of shares of the company
Held by promoter/promoter group	0	0	0
Held by public	0	0	0
Total - D	0	0	0
Outstanding convertible securities: No. of outstanding securities			
As a % of total no. of outstanding convertible securities		As a % of total no. of shares of the company, assuming full conversion of the convertible securities	
Held by promoter/promoter group	0	0	0
Held by public	0	0	0
Total - E	0	0	0
Warrants:-			
No. of warrants		As a % of total no. of warrants	As a % of total no. of shares of the company, assuming full conversion of warrants
Held by promoter/promoter group	0	0	0
Held by public	0	0	0
Total - F	0	0	0
Total paid-up capital of the company, assuming full conversion of warrants and convertible securities			
46035517			

For Moschip Semiconductor Technology Limited

CA M. V. S. Srinivasan
 Director




Statement Showing Shareholding Pattern



Table (I)(a)

Category of Shareholder code	Category of Shareholder	Number of Shares	Total number of shares	Number of shares held in dematerialized form	Total shareholding as a percentage of total number of shares		Number of shares	As a percentage of (VIII)/(V)*100
					As a percentage of (A+B) ¹ (VI)	As a percentage of (A+B+C) (VII)		
30 SEP ²								
(A)	Shareholding of Promoter and							
1	Indian							
(a)	Individuals/ Hindu Undivided Family	2	168656	168656	0.37	0.37	0	0.00
(b)	Central Government/ State Government(s)	0	0	0	0.00	0.00	0	0.00
(c)	Bodies Corporate	0	0	0	0.00	0.00	0	0.00
(d)	Financial Institutions/ Banks	0	0	0	0.00	0.00	0	0.00
(e)	Any Others(Specify)	0	0	0	0.00	0.00	0	0.00
(e-i)								
(e-ii)								
	Sub Total(A)(1)	2	168656	168656	0.37	0.37	0	0.00
2	Foreign							
a	Individuals (Non-Residents Individuals/ Foreign Individuals)	16	8300812	8300812	18.03	18.03	0	0.00
b	Bodies Corporate	0	0	0	0.00	0.00	0	0.00
c	Institutions	0	0	0	0.00	0.00	0	0.00
d	Any Others(Specify)	0	0	0	0.00	0.00	0	0.00
d-i								
d-ii								
	Sub Total(A)(2)	16	8300812	8300812	18.03	18.03	0	0.00
	Total Shareholding of Promoter and	18	8469468	8469468	18.40	18.40	0	0.00
(B)	Public shareholding							
1	Institutions							
(a)	Mutual Funds/ UTI	0			0.00	0.00		


CSM



(b)	Financial Institutions / Banks	1	150	150	0.00	0.00		
(c)	Central Government/ State Government(s)	0			0.00	0.00		
(d)	Venture Capital Funds	0			0.00	0.00		
(e)	Insurance Companies	0			0.00	0.00		
(f)	Foreign Institutional Investors	0			0.00	0.00		
(g)	Foreign Venture Capital Investors	0			0.00	0.00		
(h)	Any Other (specify)	0			0.00	0.00		
(h-i)					0.00	0.00		
(h-ii)					0.00	0.00		
	Sub-Total (B)(1)	1	150	150	0.00	0.00		
B 2	Non-institutions							
(a)	Bodies Corporate	391	3081175	3080875	6.69	6.69		
(b)	Individuals							
	Individuals -i. Individual shareholders holding nominal share capital up to Rs 1 lakh	25023	17882703	17837045	38.85	38.85		
ii.	Individual shareholders holding nominal share capital in excess of Rs. 1 lakh.	371	16062141	12063931	34.89	34.89		
(c)	Any Other (specify)-NRI	77	530968	410667	1.15	1.15		
(c-i)	CLEARING MEMBER	12	8912	8912	0.02	0.02		
(c-ii)								
	Sub-Total (B)(2)	25874	37565899	33401430	81.60	81.60		
(B)	Total Public Shareholding (B)= (B)(1)+(B)(2)	25875	37566049	33401580	81.60	81.60		
	TOTAL (A)+(B)	25893	46035517	41871048	100.00	100.00		
(C)	Shares held by Custodians and against which Depository Receipts have been issued							0.00
1	Promoter and Promoter Group	0	0	0		0.00		0.00
2	Public	0	0	0		0.00		0.00
	Sub-Total (C)	0	0	0		0		0
	GRAND TOTAL (A)+(B)+(C)	25893	46035517	41871048		100.00		0.00

Sr.No	Notes
1	NIL
2	NIL
3	NIL
4	NIL
5	NIL
6	NIL
7	NIL
8	NIL
9	NIL




 Registrar
 Government Engineering College
 Palakkad

(1)(b) Statement showing holding of securities (including shares, warrants, convertible securities) of persons belonging to the category "Promoter and Promoter Group"

Sr. No.	Name of the shareholder	Details of Shares held			Encumbered shares (*)		Details of warrants		Details of convertible securities		Total shares (including underlying shares assuming full conversion of warrants and convertible securities) as a % of diluted share capital
		Number of shares held	As a % of grand total (A)+(B)+(C)	No.	As a percentage (V)=(VI)/(VII)*100	As a % of grand total (A)+(B)+(C) of sub-clause (I)(a)	Number of warrants held	As a % of total number of warrants of the same class	Number of convertible securities held	As a % of total number of convertible securities of the same class	
(i)	(ii)	(iii)	(iv)	(v)	(vi)=(v)/(iii)*100	(vii)	(viii)	(ix)	(x)	(xi)	(xii)
1	CHANDRAM RAMA REDDY	4000	0.01	0	0.00	0.00	0	0.00	0	0.00	0.01
2	VINAY DANTAPALLY KUMAR	164656	0.36	0	0.00	0.00	0	0.00	0	0.00	0.36
3	C. DAYAKAR REDDY	583920	1.27	0	0.00	0.00	0	0.00	0	0.00	1.27
4	NAVEEN REDDY	5623	0.01	0	0.00	0.00	0	0.00	0	0.00	0.01
5	SURIKHA REDDY	530001	1.15	0	0.00	0.00	0	0.00	0	0.00	1.15
6	K PRATHIBHA REDDY	398	0.00	0	0.00	0.00	0	0.00	0	0.00	0.00
7	KADIRI PRATHIBHA REDDY	500000	1.09	0	0.00	0.00	0	0.00	0	0.00	1.09
8	K RAMACHANDRA REDDY	151257	0.33	0	0.00	0.00	0	0.00	0	0.00	0.33
9	KADIRI RAMACHANDRA REDDY	366172	0.80	0	0.00	0.00	0	0.00	0	0.00	0.80
10	RAMACHANDRA REDDY KADIRI	2532608	5.50	0	0.00	0.00	0	0.00	0	0.00	5.50
11	JOSEPH WAI	708652	1.54	0	0.00	0.00	0	0.00	0	0.00	1.54
12	ART KHACHATURIAN	1757047	3.82	0	0.00	0.00	0	0.00	0	0.00	3.82
13	LAURENCE N. BENZ	198105	0.43	0	0.00	0.00	0	0.00	0	0.00	0.43
14	SEAN PAUL CARNEY	33671	0.07	0	0.00	0.00	0	0.00	0	0.00	0.07
15	GARY KENNEDY	262978	0.57	0	0.00	0.00	0	0.00	0	0.00	0.57
16	STEVE SHU FUN KAM	44400	0.10	0	0.00	0.00	0	0.00	0	0.00	0.10
17	EDDIE SIN PO CHIU	1000	0.00	0	0.00	0.00	0	0.00	0	0.00	0.00
18	EDDIE SIN PO CHIU	625000	1.36	0	0.00	0.00	0	0.00	0	0.00	1.36
TOTAL		8469468	18.40	0	0.00	0.00	0	0.00	0	0.00	18.40

(*) The term "encumbrance" has the same meaning as assigned to it in regulation 28(3) of the SAST Regulations, 2011



[Handwritten signature]


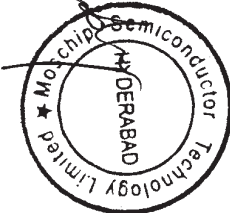
(1)(c)(ii) Statement showing holding of securities (including shares, warrants, convertible securities) of persons (together with PAC) belonging to the category "Public" and holding more than 5% of the total number of shares of the company

Sr. No.	Name(s) of the shareholder(s) and the Persons Acting in Concert (PAC) with them	Number of shares	Shares as a percentage of total number of shares {i.e., Grand Total (A)+(B)+(C) indicated in Statement at para (1)(a) above}	Details of warrants		Details of convertible securities		Total shares (including underlying shares assuming full conversion of warrants and convertible securities) as a % of diluted share capital
				Number of warrants	As a % total number of warrants of the same class	Number of convertible securities held	% w.r.t total number of convertible securities of the same class	
1	ESS TECHNOLOGY INTERNATIONAL INC.	2329092	5.06	0	0.00	0	0.00	5.06
TOTAL		2329092	5.06	0	0.00	0	0.00	5.06




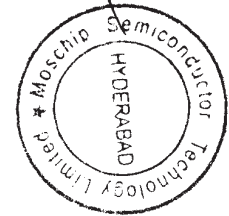
(1)(d) Statement showing details of locked-in shares

Sr. No.	Name of the shareholder	Number of locked-in shares	Locked-in shares as a percentage of total number of shares {i.e., Grand Total (A)+(B)+(C) indicated in Statement at para (1)(a) above}
1	NIL	0	0.00
2			
3			
4			
5			
6			
7			
8			
9			
TOTAL		0	0.00


(11)(a) Statement showing details of Depository Receipts (DRs)

Sr. No.	Type of outstanding DR (ADRs, GDRs, SDRs, etc.)	Number of outstanding DRs	Number of shares underlying outstanding DRs	Shares underlying outstanding DRs as a percentage of total number of shares {i.e., Grand Total (A)+(B)+(C) indicated in Statement at para (1)(a) above}
1	NIL	0	0	0.00
2				0.00
3				0.00
4				0.00
5				0.00
6				0.00
7				0.00
8				0.00
9				0.00
TOTAL		0	0	0.00

(1)(b) Statement showing holding of Depository Receipts (DRs), where underlying shares held by "Promoter/promoter group" are in excess of 1% of the total number of shares

Sr. No.	Name of the DR Holder	Type of outstanding DR (ADRs, GDRs, SDRs, etc.)	Number of shares underlying outstanding DRs	Shares underlying outstanding DRs as a percentage of total number of shares (i.e., Grand Total (A)+(B)+(C) indicated in Statement at para (1)(a) above)
1	NIL		0	0.00
2				0.00
3				0.00
4				0.00
5				0.00
6				0.00
7				0.00
8				0.00
9				0.00
TOTAL			0	0.00



[Handwritten Signature]