


Introductory sub-table (I)(a)

| | | | |
|---|---|---|--|
| Name of the Company: MOSCHIP SEMICONDUCTOR TECHNOLOGY LIMITED | | | |
| Scrip Code, Name of the scrip, class of security: 532407/MOSCHIPSEMI/EQUITY | | | |
| Quarter ended: 31 MARCH 2015 | | | |
| Partly paid-up shares:- | | As a % of total no. of partly paid-up shares | As a % of total no. of shares of the company |
| Held by promoter/promoter group | 0 | 0 | 0 |
| Held by public | 0 | 0 | 0 |
| Total - D | 0 | 0 | 0 |
| Outstanding convertible securities: No. of outstanding securities | | | |
| Held by promoter/promoter group | | As a % of total no. of outstanding convertible securities | As a % of total no. of shares of the company, assuming full conversion of the convertible securities |
| Held by public | 0 | 0 | 0 |
| Total - E | 0 | 0 | 0 |
| Warrants:- | | | |
| No. of warrants | | As a % of total no. of warrants | As a % of total no. of shares of the company, assuming full conversion of warrants |
| Held by promoter/promoter group | 0 | 0 | 0 |
| Held by public | 0 | 0 | 0 |
| Total - F | 0 | 0 | 0 |
| Total partly-paid-up shares of the company, assuming full conversion of warrants and convertible securities | | | |
| 46035617 | | | |

For MOSCHIP SEMICONDUCTOR TECHNOLOGY LTD.

 CEO/CHAIRMAN

| Statement Showing Shareholding Pattern | | | | | | | | | |
|--|--|------------------------|------------------------|--|-------|--|--------|--|--------|
| Category code | Category of Shareholder | Number of Shareholders | Total number of shares | Table (I)(a) | | Total shareholding as a percentage of total number of shares | | Shares Pledged or otherwise encumbered | |
| | | | | Number of shares held in dematerialized form | (IV) | (V) | (VI) | (VII) | (VIII) |
| 30 SEPT | (II) | (III) | (IV) | (V) | (VI) | (VII) | (VIII) | (IX) = (VIII)/(IV)*100 | |
| (A) | Shareholding of Promoter and Indian | | | | | | | | |
| (a) | Individuals/ Hindu Undivided Family | 2 | 168156 | 168156 | 0.37 | 0.37 | 0 | 0.00 | |
| (b) | Central Government/ State Government(s) | 0 | 0 | 0 | 0.00 | 0.00 | 0 | 0.00 | |
| (c) | Bodies Corporate | 0 | 0 | 0 | 0.00 | 0.00 | 0 | 0.00 | |
| (d) | Financial Institutions/ Banks | 0 | 0 | 0 | 0.00 | 0.00 | 0 | 0.00 | |
| (e) | Any Others(Specify) | 0 | 0 | 0 | 0.00 | 0.00 | 0 | 0.00 | |
| (e-i) | | | | | | | | | |
| (e-ii) | | | | | | | | | |
| | Sub Total(A)(1) | 2 | 168156 | 168156 | 0.37 | 0.37 | 0 | 0.00 | |
| 2 | Foreign | | | | | | | | |
| a | Individuals (Non-Residents Individuals/ Foreign Individuals) | 16 | 8300812 | 8300812 | 18.03 | 18.03 | 0 | 0.00 | |
| b | Bodies Corporate | 0 | 0 | 0 | 0.00 | 0.00 | 0 | 0.00 | |
| c | Institutions | 0 | 0 | 0 | 0.00 | 0.00 | 0 | 0.00 | |
| d | Any Others(Specify) | 0 | 0 | 0 | 0.00 | 0.00 | 0 | 0.00 | |
| d-i | | | | | | | | | |
| d-ii | | | | | | | | | |
| | Sub Total(A)(2) | 16 | 8300812 | 8300812 | 18.03 | 18.03 | 0 | 0.00 | |
| | Total Shareholding of Promoter and | 18 | 8468968 | 8468968 | 18.40 | 18.40 | 0 | 0.00 | |
| (B) | Public shareholding | | | | | | | | |
| I | Institutions | | | | | | | | |
| (a) | Mutual Funds/ UTI | 0 | | | 0.00 | 0.00 | | | |

For MOSCHIP SEMICONDUCTOR TECHNOLOGY LTD.,


 GEOCHAIRMAN

| | | | | | | | | | | |
|------------|---|--|--------------|-----------------|--|-----------------|---------------|---------------|--|---------------|
| (b) | Financial Institutions / Banks | | 1 | 150 | | 150 | | | | |
| (c) | Central Government/ State Government(s) | | 0 | | | | 0.00 | 0.00 | | 0.00 |
| (d) | Venture Capital Funds | | 0 | | | | 0.00 | 0.00 | | 0.00 |
| (e) | Insurance Companies | | 0 | | | | 0.00 | 0.00 | | 0.00 |
| (f) | Foreign Institutional Investors | | 0 | | | | 0.00 | 0.00 | | 0.00 |
| (g) | Foreign Venture Capital Investors | | 0 | | | | 0.00 | 0.00 | | 0.00 |
| (h) | Any Other (specify) | | 0 | | | | 0.00 | 0.00 | | 0.00 |
| (h-i) | | | | | | | 0.00 | 0.00 | | 0.00 |
| (h-ii) | | | | | | | 0.00 | 0.00 | | 0.00 |
| | | | | | | | | | | |
| | | | | | | | | | | |
| | Sub-Total (B)(1) | | 1 | 150 | | 150 | 0.00 | 0.00 | | 0.00 |
| | | | | | | | | | | |
| B 2 | Non-institutions | | | | | | | | | |
| (a) | Bodies Corporate | | 381 | 5466577 | | 5466277 | 11.87 | 11.87 | | 11.87 |
| (b) | Individuals | | | | | | | | | |
| | Individuals -i. Individual shareholders holding nominal share capital up to Rs 1 lakh | | 24580 | 17696938 | | 17651380 | 38.44 | 38.44 | | 38.44 |
| II | ii. Individual shareholders holding nominal share capital in excess of Rs. 1 lakh. | | | | | | | | | |
| | | | 360 | 13969290 | | 9850779 | 30.34 | 30.34 | | 30.34 |
| (c) | Any Other (specify)-NRI | | 81 | 433393 | | 433393 | 0.94 | 0.94 | | 0.94 |
| (c-i) | CLEARING MEMBER | | 2 | 201 | | 201 | 0.00 | 0.00 | | 0.00 |
| (c-ii) | | | | | | | | | | |
| | | | | | | | | | | |
| | | | | | | | | | | |
| | | | | | | | | | | |
| | | | | | | | | | | |
| | Sub-Total (B)(2) | | 25404 | 37566399 | | 33402030 | 81.60 | 81.60 | | 81.60 |
| | | | | | | | | | | |
| (B) | Total Public Shareholding (B)= (B)(1)+(B)(2) | | 25405 | 37566549 | | 33402180 | 81.60 | 81.60 | | 81.60 |
| | | | | | | | | | | |
| | TOTAL (A)+(B) | | 25423 | 46035517 | | 41871148 | 100.00 | 100.00 | | 100.00 |
| | | | | | | | | | | |
| (C) | Shares held by Custodians and against which Depository Receipts have been issued | | | | | | | | | |
| 1 | Promoter and Promoter Group | | 0 | 0 | | 0 | | | | 0.00 |
| 2 | Public | | 0 | 0 | | 0 | | | | 0.00 |
| | Sub-Total (C) | | 0 | 0 | | 0 | | | | 0 |
| | | | | | | | | | | |
| | GRAND TOTAL (A)+(B)+(C) | | 25423 | 46035517 | | 41871148 | 100.00 | 100.00 | | 100.00 |
| | | | | | | | | | | |
| | | | | | | | | | | |
| | | | | | | | | | | |

For MOSCHIP SEMICONDUCTOR TECHNOLOGY LTD.-

(Signature)
CEO/CHAIRMAN


| Sr.No | Notes |
|-------|-------|
| 1 | NIL |
| 2 | NIL |
| 3 | NIL |
| 4 | NIL |
| 5 | NIL |
| 6 | NIL |
| 7 | NIL |
| 8 | NIL |
| 9 | NIL |

For MOSCHIP SEMICONDUCTOR TECHNOLOGY LTD.

CEO/CHAIRMAN

(I)(b) Statement showing holding of securities (including shares, warrants, convertible securities) of persons belonging to the category "Promoter and Promoter Group"

| Sr. | Name of the shareholder | Details of Shares held | | | Encumbered shares (*) | | Details of warrants | | Details of convertible securities | | Total shares (including underlying shares assuming conversion of warrants and convertible securities) as a % of diluted share capital |
|-----|--------------------------|------------------------|-----------------------------------|----------|------------------------------------|--|-------------------------|--|---------------------------------------|--|---|
| | | Number of shares held | As a % of grand total (A)+(B)+(C) | No. | As a percentage (VI)=(V)/(III)*100 | As a % of grand total (A)+(B)+(C) of sub-clause (I)(a) | Number of warrants held | As a % of total number of warrants of the same class | Number of convertible securities held | As a % of total number of convertible securities of the same class | |
| | | | | | | | | | | | |
| 1 | CHANDRAM RAMA REDDY | 4000 | 0.01 | 0 | 0.00 | 0.00 | 0 | 0.00 | 0 | 0.00 | 0.01 |
| 2 | VINAY DANTAPALLY KUMAR | 164156 | 0.36 | 0 | 0.00 | 0.00 | 0 | 0.00 | 0 | 0.00 | 0.36 |
| 3 | C. DAYAKAR REDDY | 583920 | 1.27 | 0 | 0.00 | 0.00 | 0 | 0.00 | 0 | 0.00 | 1.27 |
| 4 | NAVEEN REDDY | 5623 | 0.01 | 0 | 0.00 | 0.00 | 0 | 0.00 | 0 | 0.00 | 0.01 |
| 5 | SUREKHA REDDY | 530001 | 1.15 | 0 | 0.00 | 0.00 | 0 | 0.00 | 0 | 0.00 | 1.15 |
| 6 | K PRATHIBA REDDY | 398 | 0.00 | 0 | 0.00 | 0.00 | 0 | 0.00 | 0 | 0.00 | 0.00 |
| 7 | KADIRI PRATHIBHA REDDY | 500000 | 1.09 | 0 | 0.00 | 0.00 | 0 | 0.00 | 0 | 0.00 | 1.09 |
| 8 | K RAMACHANDRA REDDY | 151257 | 0.33 | 0 | 0.00 | 0.00 | 0 | 0.00 | 0 | 0.00 | 0.33 |
| 9 | KADIRI RAMACHANDRA REDDY | 366172 | 0.80 | 0 | 0.00 | 0.00 | 0 | 0.00 | 0 | 0.00 | 0.80 |
| 10 | RAMACHANDRA REDDY KADIRI | 2532608 | 5.50 | 0 | 0.00 | 0.00 | 0 | 0.00 | 0 | 0.00 | 5.50 |
| 11 | JOSEPH WAI | 708632 | 1.54 | 0 | 0.00 | 0.00 | 0 | 0.00 | 0 | 0.00 | 1.54 |
| 12 | ART KHACHATURIAN | 1757047 | 3.82 | 0 | 0.00 | 0.00 | 0 | 0.00 | 0 | 0.00 | 3.82 |
| 13 | LAURENCE N. BENZ | 198105 | 0.43 | 0 | 0.00 | 0.00 | 0 | 0.00 | 0 | 0.00 | 0.43 |
| 14 | SEAN PAUL CARNEY | 33671 | 0.07 | 0 | 0.00 | 0.00 | 0 | 0.00 | 0 | 0.00 | 0.07 |
| 15 | GARY KENNEDY | 262978 | 0.57 | 0 | 0.00 | 0.00 | 0 | 0.00 | 0 | 0.00 | 0.57 |
| 16 | STEVE SHU FUN KAM | 44400 | 0.10 | 0 | 0.00 | 0.00 | 0 | 0.00 | 0 | 0.00 | 0.10 |
| 17 | EDDIE SIN PO CHIU | 1000 | 0.00 | 0 | 0.00 | 0.00 | 0 | 0.00 | 0 | 0.00 | 0.00 |
| 18 | EDDIE SIN PO CHIU | 625000 | 1.36 | 0 | 0.00 | 0.00 | 0 | 0.00 | 0 | 0.00 | 1.36 |
| | TOTAL | 8468968 | 18.40 | 0 | 0.00 | 0.00 | 0 | 0.00 | 0 | 0.00 | 18.40 |

(*) The term "encumbrance" has the same meaning as assigned to it in regulation 28(3) of the SAST Regulations, 2011

For MOSCHIP SEMICONDUCTOR TECHNOLOGIES LTD.,

 GEOCHAIRMAN

(D)(c)(i) Statement showing holding of securities (including shares, warrants, convertible securities) of persons belonging to the category "Public" and holding more than 1% of the total number of shares

| Sr. No. | Name of the shareholder | Number of shares held | Shares as a percentage of total number of shares (i.e., Grand Total (A)+(B)+(C) indicated in Statement at para (D)(a) above) | Details of warrants | | Details of convertible securities | | Total shares (including underlying shares assuming full conversion of warrants and convertible securities) as a % of diluted share capital |
|---------|-----------------------------------|-----------------------|--|-------------------------|---|---------------------------------------|--|--|
| | | | | Number of warrants held | As a % total number of warrants of the same class | Number of convertible securities held | % w.r.t total number of convertible securities of the same class | |
| 1 | PAUL SUNG LUI | 830077 | 1.80 | 0 | 0.00 | 0 | 0.00 | 1.80 |
| 2 | ESS TECHNOLOGY INTERNATIONAL INC. | 2329092 | 5.06 | 0 | 0.00 | 0 | 0.00 | 5.06 |
| 3 | ARTEC GROUP OU | 566927 | 1.23 | 0 | 0.00 | 0 | 0.00 | 1.23 |
| 4 | CHIU SHUN YEE JULIA | 775000 | 1.68 | 0 | 0.00 | 0 | 0.00 | 1.68 |
| 5 | CHUN YUAN WANG | 688736 | 1.50 | 0 | 0.00 | 0 | 0.00 | 1.50 |
| 6 | SARJU C JHAVERI | 461753 | 1.00 | 0 | 0.00 | 0 | 0.00 | 1.00 |
| | TOTAL | 5651585 | 12.28 | 0 | 0.00 | 0 | 0.00 | 12.28 |

For MOSCHIP SEMICONDUCTOR TECHNOLOGY LTD.

 CEO/CHAIRMAN

(D)(c)(ii) Statement showing holding of securities (including shares, warrants, convertible securities) of persons (together with PAC) belonging to the category "Public" and holding more than 5% of the total number of shares of the company

| Sr. No. | Name(s) of the shareholder(s) and the Persons Acting in Concert (PAC) with them | Number of shares | Shares as a percentage of total number of shares (i.e., Grand Total (A)+(B)+(C) indicated in Statement at para (D)(a) above) | Details of warrants | | Details of convertible securities | | Total shares (including underlying shares assuming full conversion of warrants and convertible securities) as a % of diluted share capital |
|---------|---|------------------|--|---------------------|---|---------------------------------------|--|--|
| | | | | Number of warrants | As a % total number of warrants of the same class | Number of convertible securities held | % w.r.t total number of convertible securities of the same class | |
| 1 | ESS TECHNOLOGY INTERNATIONAL INC. | 2329092 | 5.06 | 0 | 0.00 | 0 | 0.00 | 5.06 |
| | | | | | | | | |
| | | | | | | | | |
| | TOTAL | 2329092 | 5.06 | 0 | 0.00 | 0 | 0.00 | 5.06 |

For MOSCHIP SEMICONDUCTOR TECHNOLOGY LTD.



CEO/CHAIRMAN

(D)(d) Statement showing details of locked-in shares

| Sr. No. | Name of the shareholder | Number of locked-in shares | Locked-in shares as a percentage of total number of shares (i.e., Grand Total (A)+(B)+(C) indicated in Statement at para (D)(a) above) |
|--------------|-------------------------|----------------------------|--|
| 1 | NIL | 0 | 0.00 |
| 2 | | | |
| 3 | | | |
| 4 | | | |
| 5 | | | |
| 6 | | | |
| 7 | | | |
| 8 | | | |
| 9 | | | |
| TOTAL | | | 0.00 |

For MOSCHIP SEMICONDUCTOR TECHNOLOGY LTD.



GEORCHARMAN

(II)(a) Statement showing details of Depository Receipts (DRs)


| Sr. No. | Type of outstanding DR (ADRs, GDRs, SDRs, etc.) | Number of outstanding DRs | Number of shares underlying outstanding DRs | Shares underlying outstanding DRs as a percentage of total number of shares {i.e., Grand Total (A)+(B)+(C) indicated in Statement at para (I)(a) above} |
|--------------|--|------------------------------|--|--|
| 1 | NIL | 0 | 0 | 0.00 |
| 2 | | | | 0.00 |
| 3 | | | | 0.00 |
| 4 | | | | 0.00 |
| 5 | | | | 0.00 |
| 6 | | | | 0.00 |
| 7 | | | | 0.00 |
| 8 | | | | 0.00 |
| 9 | | | | 0.00 |
| TOTAL | | 0 | 0 | 0.00 |

For MOSCHIP SEMICONDUCTOR TECHNOLOGY LTD.

 GEOCHARMAN

(II)(b) Statement showing holding of Depository Receipts (DRs), where underlying shares held by "promoter/promoter group" are in excess of 1% of the total number of shares

| Sr. No. | Name of the DR Holder | Type of outstanding DR (ADRs, GDRs, SDRs, etc.) | Number of shares underlying outstanding DRs | Shares underlying outstanding DRs as a percentage of total number of shares (i.e., Grand Total (A)+(B)+(C) indicated in Statement at para (I)(a) above) |
|--------------|-----------------------|---|---|---|
| 1 | NIL | 0 | 0 | 0.00 |
| 2 | | | | 0.00 |
| 3 | | | | 0.00 |
| 4 | | | | 0.00 |
| 5 | | | | 0.00 |
| 6 | | | | 0.00 |
| 7 | | | | 0.00 |
| 8 | | | | 0.00 |
| 9 | | | | 0.00 |
| | | | | |
| | | | | |
| | | | | |
| | | | | |
| | | | | |
| | | | | |
| | | | | |
| TOTAL | | 0 | 0 | 0.00 |

For MOSCHIP SEMICONDUCTOR TECHNOLOGY LTD.

 CEO/CHARMAN