

MOSCHIP SEMICONDUCTOR TECHNOLOGY LIMITED
 Regd Office : Plot No.83 & 84, 2nd Floor, Punniiah Plaza, Road No.2,Banjara Hills, Hyderabad - 500 034
 Ph: 040-66229292 Fax: 040-66229393
 CIN: L31909TG1999PLC032184

UNAUDITED CONSOLIDATED FINANCIAL RESULTS FOR THE QUARTER & NINE MONTHS ENDED 31 DECEMBER 2016

(Rs. In Lakhs except equity share data)

	3 Months Ended	Previous 3 Months Ended	Corresponding 3 Months Ended in the Previous Year	Nine months ended 31 December			Year ended 31 March			
				31.12.2016	30.09.2016	31.12.2015		2016	2015	2016
				UnAudited	UnAudited	UnAudited		Unaudited	Unaudited	Audited
1	Net Sales/Income from Operations (Excluding Inter.co. Revenue)	1,438.19	698.25	136.40	2,310.14	372.21	536.35			
2	Other Income	19.62	21.65	2.91	170.54	11.99	14.92			
3	Total Income (1+2)	1,457.81	719.90	139.31	2,480.68	384.20	551.27			
4	Expenditure									
	a. Increase/ decrease in stock in trade and work in progress	128.37	253.62	1.23	383.17	3.20	4.67			
	b. Consumption of raw materials	0.00	0.00	0.00	0.00	0.00	0.00			
	c. Purchase of traded goods	0.00	0.00	0.00	0.00	0.00	0.00			
	d. Employee cost	942.98	218.10	156.16	1,316.88	421.15	608.37			
	e. Depreciation	18.00	3.82	4.61	25.34	13.79	17.82			
	f. Other expenditure	454.50	161.63	70.75	686.72	273.41	805.18			
	g. Total	1,543.85	637.17	232.75	2,412.11	711.55	1,436.04			
5	Interest	27.82	46.77	81.37	131.74	227.93	308.10			
6	Exceptional items	0.00	0.00	0.00	0.00	0.00	0.99			
7	Profit Before (+) / Loss (-) from Ordinary Activities before tax (3)-(4+5+6)	(113.86)	35.96	(174.81)	(63.17)	(555.28)	(1,193.86)			
8	Tax Expense	0.00	0.00	0.00	0.00	0.00	0.00			
9	Net Profit (+) / Loss (-) from Ordinary Activities after tax (7-8)	(113.86)	35.96	(174.81)	(63.17)	(555.28)	(1,193.86)			
10	Extraordinary / Prior Period Items	-	-	-	-	-	-			
11	Less : Pre Acquisition (+) Profit / (-) Loss	(151.00)	-	-	(151.00)	-	-			
12	Net Profit (+) / Loss (-) for the period (9-10)	37.14	35.96	(174.81)	87.83	(555.28)	(1,193.86)			
13	Paid-up equity share Capital (Face value Rs. 2/- each)	2,284.87	2,275.85	920.71	2,284.87	920.71	920.71			
14	Reserves excluding revaluation reserves	NA	NA	NA	NA	NA	1,686.48			
15	Earnings Per Share (Not Annualised) Rs									
	a) Before Extraordinary and Prior Period Items									
	Basic	(0.10)	0.03	(0.38)	(0.06)	(1.21)	(2.59)			
	Diluted	(0.10)	0.03	(0.38)	(0.06)	(1.21)	(2.59)			
	a) After Extraordinary and Prior Period Items									
	Basic	0.03	0.03	(0.38)	0.08	(1.21)	(2.59)			
	Diluted	0.03	0.03	(0.38)	0.08	(1.21)	(2.59)			
16	Public shareholding									
	No. of Shares	3,89,87,504	3,79,11,504	3,75,51,549	3,89,87,504	3,75,51,549	3,75,81,549			
	% of Shareholding	34.13%	33.32%	81.57%	34.13%	81.57%	81.64%			
17	Promoters and Promoter group shareholding									
	a) Pledged/Encumbered									
	- Number of Shares	Nil	Nil	Nil	Nil	Nil	Nil			
	- Percentage of Share (as a % of the total shareholding of promoter and promoter group)	Nil	Nil	Nil	Nil	Nil	Nil			
	b) Non-encumbered									
	- Number of Shares	7,52,56,013	7,58,81,013	84,83,968.00	7,52,56,013	84,83,968.00	84,53,968			
	- Percentage of shares (as a % of the total shareholding of promoter and promoter group)	100	100	100%	100	100%	100			
	- Percentage of shares (as a % of the total share capital of the company)	65.87%	66.68%	18.43%	65.87%	18.43%	18.36%			

For Gokhale & Co
Chartered Accountants

Chandrashekhar Gokhale
Chandrashekhar Gokhale
Partner



UNAUDITED STANDALONE FINANCIAL RESULTS FOR THE QUARTER & NINE MONTHS ENDED 31 DECEMBER 2016

(Rs. In Lakhs except equity share data)

		3 Months Ended	Previous 3 Months Ended	Corresponding 3 Months Ended in the Previous Year	Nine months ended 31 December		Year ended 31 March
		31.12.2016	30.09.2016	31.12.2015	2016	2015	2016
		UnAudited	UnAudited	UnAudited	Unaudited	Unaudited	Audited
1	Net Sales/Income from Operations	321.60	670.94	128.29	1,147.28	359.60	509.52
2	Other Income	9.15	21.65	2.91	160.08	11.99	14.92
3	Total Income (1+2)	330.75	692.59	131.20	1,307.36	371.59	524.44
4	Expenditure						
	a. Increase/ decrease in stock in trade and work in progress	0.00	259.91	0.00	259.91	0.00	0.00
	b. Consumption of raw materials	0.00	0.00	0.00	0.00	0.00	0.00
	c. Purchase of traded goods	0.00	0.00	0.00	0.00	0.00	0.00
	d. Employee cost	214.90	207.92	149.55	570.21	402.83	580.93
	e. Depreciation	3.76	3.82	4.56	11.10	13.66	17.65
	f. Other expenditure	118.89	125.56	64.82	309.46	232.97	700.11
	g. Total	337.55	597.21	218.93	1,150.68	649.46	1,298.69
5	Interest	27.82	46.77	78.41	129.73	219.23	296.36
6	Exceptional items	0.00	0.00	0.00	0.00	0.00	0.26
7	Profit Before (+) / Loss (-) from Ordinary Activities before tax (3)-(4+5+6)	(34.62)	48.61	(166.14)	26.95	(497.10)	(1,070.87)
8	Tax Expense	0.00	0.00	0.00	0.00	0.00	0.00
9	Net Profit (+) / Loss (-) from Ordinary Activities after tax (7-8)	(34.62)	48.61	(166.14)	26.95	(497.10)	(1,070.87)
10	Extraordinary / Prior Period Items	0.00	0.00	0.53	0.00	25.80	47.23
11	Net Profit (+) / Loss (-) for the period (9-10)	(34.62)	48.61	(166.67)	26.95	(522.90)	(1,118.10)
12	Paid-up equity share Capital (Face value Rs. 2/- each)	2,275.85	2,275.85	920.71	2,275.85	920.71	920.71
13	Reserves excluding revaluation reserves	NA	NA	NA	NA	NA	66.81
14	Earnings Per Share (Not Annualised) Rs.						
	a) Before Extraordinary and Prior Period Items						
	Basic	(0.03)	0.04	(0.36)	0.02	(1.08)	(2.33)
	Diluted	(0.03)	0.04	(0.36)	0.02	(1.08)	(2.33)
	a) After Extraordinary and Prior Period Items						
	Basic	(0.03)	0.04	(0.36)	0.02	(1.14)	(2.43)
	Diluted	(0.03)	0.04	(0.36)	0.02	(1.14)	(2.43)
15	Public shareholding						
	No. of Shares	3,89,87,504	3,79,11,504	3,75,51,549	3,89,87,504	3,75,51,549	3,75,81,549
	% of Shareholding	34.13%	33.32%	81.57%	34.13%	81.57%	81.64%
16	Promoters and Promoter group shareholding						
	a) Pledged/Encumbered						
	- Number of Shares	Nil	Nil	Nil	Nil	Nil	Nil
	- Percentage of Share (as a % of the total shareholding of promoter and promoter group)	Nil	Nil	Nil	Nil	Nil	Nil
	b) Non-encumbered						
	- Number of Shares	7,52,56,013	7,58,81,013	84,83,968.00	7,52,56,013	84,83,968.00	84,53,968
	- Percentage of shares (as a % of the total shareholding of promoter and promoter group)	100	100	100%	100	100%	100
	- Percentage of shares (as a % of the total share capital of the company)	65.87%	66.68%	18.43%	65.87%	18.43%	18.36%

For Gokhale & Co
Chartered Accountants

Chandrashekhar Gokhale
Chandrashekhar Gokhale
Partner




Notes:

- 1) The Company's business activity falls within a single primary business segment i.e., software development and product sales and hence furnishing of segment wise revenue, results and capital employed is not applicable.
- 2) Details of investor's complaints/requests for the quarter ended 31 December 2016: Opening Balance : Nil ; Received during the quarter:Nil; Disposed off during the quarter:Nil; Pending at the end of the quarter: Nil.
- 3) During the Quarter Maven Systems Private Ltd, Eliteplus Semiconductor Technologies Pvt Ltd and Orange Semiconductors Private Limited have become 100% Wholly Owned Subsidiaries of MosChip Semiconductor Technology Limited on different dates. In consolidated financials of 3 months ended 31.12.2016 and Nine Months ended 2016 figures consist of all the wholly Owned Subsidiaries Revenue and Expenditure. Hence the previous periods/year figures are not comparable. Pre Acquisition profits / (Loss) transferred to goodwill.
- 4) The above Unaudited results were reviewed by Audit Committee and approved by the Board of Directors at their meeting held on 14 February 2017.
- 5) The Statutory Auditors have carried out a limited review of the Un-audited financial results of the Company (Standalone) for the quarter ended 31 December 2016.
- 6) Previous quarter/year figures have been regrouped / reclassified wherever necessary.

Hyderabad
14-Feb-17


K Ramachandra Reddy
Chairman&CEO

For Gokhale & Co
Chartered Accountants


Chandrashekhar Gokhale
Partner



GOKHALE & CO

Chartered Accountants

3-6-322, Off No 403, Mahavir House, Basheerbagh, Hyderabad 500 029

Ph Nos 2322 1167 2322 8874 email: gokhaleandco@gmail.com

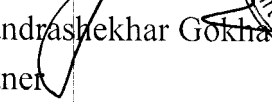
LIMITED REVIEW REPORT


We have reviewed the accompanying standalone unaudited financial results of **Moschip Semiconductor Technology Limited**, for the third quarter ended 31-12-2016. This statement is the responsibility of the Company's Management and has been approved by the Board of Directors. Our responsibility is to issue a report on these financial statements based on our review.

We conducted our review in accordance with the Standard on Review Engagements (SRE) 2410 'Review of Interim Financial Information performed by the Independent Auditor of the entity' issued by the Institute of Chartered Accountants of India. This standard requires that we plan and perform the review to obtain moderate assurance as to whether the financial statements are free of material misstatement. A review is limited primarily to inquiries of company personnel and an analytical procedures applied to financial data and thus provides less assurance than an audit. We have not performed an audit and accordingly, we do not express an audit opinion.

Based on our review conducted as stated above nothing has come to our attention that causes us to believe that the accompanying statement, prepared in accordance with the Accounting Standards specified under Section 133 of The Companies Act, 2013 and other accounting principles generally accepted in India, has not disclosed the information required to be disclosed in terms of Regulation 33 of the Securities Exchange Board of India (Listing Obligations and Disclosure Requirements) Regulations, 2015 including the manner in which it is to be disclosed, or that it contains any material misstatement.

For Gokhale & Co
Chartered Accountants
FRN 000942S


Chandrashekhar Gokhale
Partner
M No 023839



February 14, 2017